

# AEMCO

Advanced Equipment & Maintenance Co.Ltd  
شركة المعدات المتقدمة و الصيانة المحدودة



العملاء يأتون الى ايمكو لمعرفة بنوعية المنتجات والخدمات التي نقدمها لهم. لدينا مكاتب ومراكز خدمة في أهم المدن السعودية مثل الرياض , الدمام وجدة. نقوم بتوفير المبيعات والصيانة لمعداتنا في هذه المدن. من عادتنا أن ندع عملائنا يرون كيف تعمل هذه المعدات قبل أن يفكرون في شرائها. نتخاطب مع عملائنا في القرارات الصحية والتجارية. نقوم بتدريب عملائنا على تشغيل المعدات التي نبيعها , احتياطات السلامة المتوجب القيام بها وكيفية صيانة المعدات لتدوم طويلا . نؤمن الضمانات اللازمة لعملائنا حسب ما يوصي به المصنعون.

وكعادتنا نفي بوعودنا:

أناس أصلاء

قطع غيار أصلية

خدمة صيانة حقيقية

ندعم مبادرة الحكومة السعودية لتحقيق رؤية المملكة 2030 . نتفهم الحاجة للعمل بمسؤولية والمساهمة في تطوير المملكة العربية السعودية

## Why AEMCO?

We are an organization focused in developing use of advanced technology and equipment in the field of surface preparation & coating. We take the responsibility to make the customer understand the need for using technology and equipment to increase productivity, reduce time and save money.

Customers come to AEMCO as they know about the quality of products & service we offer. We have established our offices and service centers in all major Saudi cities namely Riyadh, Dammam, Jeddah. We offer sales & service of our equipment in these cities. We always offer our customers to demonstrate our equipment before they make a purchase decision. We engage in healthy technical & commercial discussions. We train our customers on use of equipment we sell, safety precautions that needs to be taken and how to maintain the machine for extended life. We make warranty available to customers as promised by manufacturer.

We always stand by our promise:

**Genuine People**

**Genuine Spares**

**Genuine Service.**

We support all initiatives of the Saudi government in achieving Vision 2030. We understand that need to act responsibly and contribute for the development of Kingdom of Saudi Arabia.

## Aftermarket Services (AMS):

We are dedicated to delivering aftermarket services in all our branches with utmost care and provide maximum customer satisfaction with professionally trained service engineers. We accept customer's warranty claims with a great welcome attitude and negotiate with our manufactures to get maximum benefit to the end user.

We help our customers to increase their workplace safety and productivity by offering preventive and periodical maintenance services, ensuring the use of quality and genuine spare parts. Every product is checked and inspected before delivery for the complete satisfaction of our customers.

## المهمة:

تهدف شركة إيمكو لتكون الشركة الرائدة الإقليمية في مجال تنفيذ الطلاء من خلال تقديم منتجات مبتكرة وخدمات نوعية في منطقة الخليج العربي. متحفزين للحصول على نمو ربحي متسق عبر زيادة خبرة الفنيين في تحديد العملاء المستقبليين بتخطيط أفضل للموارد المتاحة لاستعراض متطلبات العملاء المتزايدة ولتقديم حلول متعددة. ملتزمين بوسائل السلامة لموظفينا وشركائنا والبيئة التي نعمل بها. خلق عملاء متحفزين داخليا وخارجيا عبر طرح الحلول والدعم الفني. لنعيش معا حياة مفعمة بالازدهار والرضا والأناقة والكرامة.

## الرؤية:

فنيين مدربين | قطع غيار أصلية | خدمة متميزة

## القيم:

الموقف الثابت | العمل الجماعي | الالتزام

## MISSION:

AEMCO aims to be the regional leader in coating application industry by introducing innovative products and qualitative services in the Gulf region. Motivated to achieve consistent and profitable growth by increasing expertise of our professionals in identifying potential customers, better planning of resource utilization, demonstrating increased value to current customer demands, and providing multiple solutions. Ensuring safety of our people, partners, and the environment we operate in.

Create enthusiastic customers internally and externally by delivering the right solution and support. By doing so to live a prosperous life together with satisfaction, elegance, and dignity.

## VISION:

Genuine People | Genuine Spare | Genuine Service

## VALUES:

Attitude | Teamwork | Commitment





## PROTECTIVE COATING SPRAYERS.....12 - 13

eXtreme	- Electric Airless Sprayers.....	12
King	- Pneumatic Airless Sprayers.....	12
XP & XP hf	- Plural Component Sprayers (Fixed Ratio).....	13
XM	- Plural Component Sprayers (Variable Ratio).....	13
XM PFP	- Plural Component Sprayers(Variable Ratio).....	13

## PROTECTIVE COATING SPRAYER ACCESSORIES.....14

## SURFACE PREPARATION EQUIPMENT.....16 - 18

EcoQuip 2	- Dust less Vapour Blasting Equipment.....	16
Hydra Clean	- Air Operated Pressure Washers.....	18
G Force	- Gasoline Operated Pressure Washers.....	18

## SPRAY FORM & POLYUREA COATING SPRAYERS..... 20 - 23

Reactor E-10hp	- Polyurea Coating Application.....	20
Reactor A-25	- Air Series- Spraying Foam Insulation.....	20
Reactor E-30	- Electric Series Spraying Foam Insulation.....	22
Reactor E-XP2	- Electric Series Polyurea Coating Application.....	22
Reactor H-50	- Hydraulic Series Spraying Foam Insulation.....	23

## SPRAY FORM & POLYUREA COATING SPRAYERS ACCESSORIES..... 24 - 25

## PAVEMENT / ROAD MARKING SYSTEM.....27 - 28

LineLazer V 5900	- Airless Line Striper.....	28
ThermoLazer ProMelt	- Thermoplastic Handliner.....	28
LineDriver	- Ride On System.....	28

## CONTRACTOR EQUIPMENT..... 30 - 34

Mark VII HD	- 3-IN-1 Electric Airless Paint Sprayer.....	30
ST MAX™ II 395	- Electric Airless Paint Sprayer.....	31
ST MAX™	- Concrete Crack Injection Systems.....	31
GX-FF	- Electric Airless Paint Sprayer.....	31
RTX 5500PX	- Electric Texture Sprayer.....	34
T-MAX 6912	- Electric Texture Sprayer.....	34

## CONTRACTOR EQUIPMENT ACCESSORIES.....35 - 37



## DUSTLESS SANDING EQUIPMENT..... 38

Handysand XL Combo	- Drywall & Ceiling Sander.....	38
--------------------	---------------------------------	----



## INSPECTION EQUIPMENT..... 38

Elcometer	- Coating Thickness Gauges.....	38
-----------	---------------------------------	----



## MIXING SYSTEMS..... 39 - 40

Mega Hippo	- Mixing Station (6 Bags).....	39
Pelican	- Mixer (3 Bags).....	39
Hand Mixer	- With 2 Speed Gear Box.....	39



## FLOOR GRINDERS..... 42

TCG 250	- Single Head Grinder 250mm.....	42
TCG 500	- Two Head Grinder 500mm.....	42
TPG 650	- Three Head Planetary Grinder 650mm.....	42

## FLOOR SCARIFIERS..... 43

TFP 200	- Scarifier 200mm.....	43
TFP 260	- Scarifier 260mm.....	43
TFP 320	- Scarifier 320mm.....	43

## GRINDING & POLISHING ACCESSORIES..... 44

## SCARIFIER ACCESSORIES..... 44

## SCABBLERS..... 45

MHS 5	- Floor Scabbler.....	45
MHS 11	- Floor Scabbler.....	45
SC1	- Single Head Hand Scabbler.....	45
SC3	- Triple Head Hand Scabbler.....	45
LPS 55	- Pole Scabbler.....	45

## DESCALING PRODUCTS..... 46

3BPG	- Needle & Chisel Scaler.....	46
------	-------------------------------	----

## SURFACE STRIPPERS..... 46

LR	- Long Reach Stripper.....	46
----	----------------------------	----

## INDUSTRIAL DUST COLLECTOR..... 46

A45	- Industrial Vacuum Cleaner.....	46
-----	----------------------------------	----

**LISSMAC CONCRETE CUTTING & SAWING EQUIPMENT..... 48 - 53**

COMPACTCUT 201 P	- Floor Saw MCD 200mm.....	48
COMPACTCUT 900 P	- Floor Saw MCD 320mm.....	48
MULTICUT 500	- Floor Saw MCD 400mm.....	49
MULTICUT 800	- Floor Saw MCD 515mm.....	49
ATS 350 B 120	- Masonry Saw MCD 110mm.....	50
DTS 600	- Masonry Saw MCD 220mm.....	50
DTS 700	- Masonry Saw MCD 270mm.....	51
MBS 510/650/760	- Band Saws MCH 760mm.....	51
CDM 33 W	- Core Drilling Machine.....	52
CDR 342	- Core Drilling Stand Up to 342mm.....	52
CDR 501	- Core Drilling Stand Up to 500mm.....	52
Pipe Drilling Machine	- Drilling Up to 350mm.....	52
Core Bit	- Drilling Ø 42 - 300 mm.....	52
Diamond Blades	- Application Table.....	53

**BLASTING EQUIPMENT..... 54 - 56**

Sandblasting Machines	- Pot Size 24L to 200L.....	54
HELIOS	- Industrial Vacuum Cleaner.....	54
D080	- Sandblasting Cabinet.....	55
F1000	- Sandblasting Cabinet.....	55
Sandblasting Container	- 20'ft & 40'ft.....	55

**BLASTING & PAINTING ROOMS..... 57 - 58**

CABILUX Series	- Small to Medium Size Blastrooms.....	58
BLASTLUX Series	- Medium to Large Size Blastrooms.....	58
Combined Booths	- Painting and Drying Booths .....	58

**TINTING SYSTEMS..... 60 - 61**

Archimede A200	- Tinting Machine.....	60
Fusion S2850M	- Gyroscopic Mixer.....	61

**PAINT PRODUCTION EQUIPMENT..... 62 - 63**

FM Series	- High Speed Disperser.....	62
MSD Series	- Multi Shaft Disperser.....	62
HE Series	- Horizontal Mill.....	62
BSB Series	- Basket Mill.....	63
Solvent Recovery Plant	- Size from 50L to 1000L.....	63
Turnkey Project	- Factory Setup.....	63

**FILLING & PACKING EQUIPMENT..... 64****COLORANTS.....65**

SMARTINT	- Universal Machine Colorants.....	65
TINTOL	- Universal Stainers.....	65
HYDRATINT	- Factory Colorants.....	65
I -TINT	- Universal Industrial Colorants.....	65

**CONTACT AEMCO.....70**





## 13 - 12.....مرشات طلاء الحماية

- 12.....أكستريم - مرشات كهربائية بدون هواء.
- 12.....كنغ - مرشات الضغط بدون هواء.
- 13.....أكس بي و اكس بي-اتش اف مرشات طلاء متعدد المكونات (نسب ثابتة).
- 13.....اكس ام - مرشات طلاء متعدد المكونات (نسب متغيرة).
- 13.....اكس ام - مرشات بي اف بي.

## 14.....اكسسوارات مرشات طلاء الحماية

## 18 - 16.....معدات تجهيز الأسطح

- 16.....ايكوكوب- ماكينات السفع البخار وبدون غبار.
- 18.....هيدرا كلين - ماكينات تنظيف تعمل بضغط الهواء.
- 18.....جي فورس - ماكينات تنظيف بالضغط تعمل على البنزين.

## 23 - 20.....مرشات طلاء الفوم والبولي يوريا

- 20.....رياكثور اي -10 لاستخدامات رش البولي يوريا.
- 20.....رياكثور أ25- - مجموعة ماكينات رش الفوم العازل بالهواء.
- 22.....رياكثور اي 30- - مجموعة ماكينات رش الفوم العازل الكهربائية.
- 22.....رياكثور اي-اكس بي 2 - مجموعة ماكينات رش البولي يوريا الكهربائية.
- 23.....رياكثور اتش 50- مجموعة رش الفوم العازل الهيدروليكية.

## 25 - 24.....اكسسوارات مرشات الفوم والبولي يوريا

## 28 - 27.....مكائن تخطيط الطرق

- 28.....لاين ليزر في 5900 - مرشة علامات الطرق بدون هواء.
- 28.....ثيرمو ليزر بروملت - مرشة طلاء علامات الطرق الحرارية.
- 28.....لاين درايفر - نظام طلاء علامات الطرق بالمركبة السيارة.

## 34 - 30.....معدات المقاولين

- 30.....مارك 7 - مرشة الدهان الكهربائية بدون هواء.
- 31.....اس تي ماكس 2-395 - مرشة الدهان الكهربائية بدون هواء.
- 31.....أنظمة حقن شقوق الخرسانة.
- 31.....جي اكس-اف اف - مرشة الدهان الكهربائية بدون هواء.
- 34.....أر تي اكس 5500 بي اكس- مرشة التكتشر الكهربائية.
- 34.....تي - ماكس 6912 مرشة التكتشر الكهربائية.

## 37 - 35.....اكسسوارات معدات المقاولين

## 38.....ماكينات الصنفرة بدون غبار

38.....هاندلي ساند اكس ال كومبو - ماكينة صنفرة الجدران والأسقف

elcometer

## 38.....معدات الكشف والمعاينة

38.....الكوميتير - وحدة قياس السماكة للطبقات

PORTAMIX

## 40 - 39.....أنظمة الخلط

39.....وحدة الخلط الكبيرة هيبو (6 أكياس)

39.....خلاطة البجعة (3 أكياس)

39.....خلط يدوي بعلبة تروس سرعتين

TRELAWNY<sup>TM</sup>

## 42.....تجهيز وتسوية الأرضيات

42.....تي سي جي 250 - ماكينة جلي أرضيات برأس واحد

42.....تي سي جي 500 - ماكينة جلي أرضيات برأسين

42.....تي بي جي 650 - ماكينة جلي أرضيات كوكبية ثلاثية الرؤوس

## 43.....أجهزة تخشين الأرضيات

43.....تي اف بي 200 - ماكينة تخشين

43.....تي اف بي 260 - ماكينة تخشين

43.....تي اف بي 320 - ماكينة تخشين

## 44.....اكسسوارات الجلي والتلميع

## 44.....اكسسوارات تخشين الأرضيات والتخطيط

## 45.....مخشنات الخرسانة

45.....ام اتش اس 5 - مخشنة الأرضيات

45.....ام اتش اس 11 - مخشنة الأرضيات

45.....اس سي 1 - مخشنة يدوية برأس أحادي

45.....اس سي 3 - مخشنة يدوية ثلاثية الرؤوس

45.....ال بي اس 55 - مخشنة بعامود

## 46.....منتجات ازالة الترسبات

46.....3BPG مقياس الازميل والابرة

## 46.....مقشرات الأسطح

46.....ال ار مقشرة للأماكن البعيدة

## 46.....ساحبات الغبار الصناعية

46.....ساحبة الغبار اي 45

**53 - 48 ..... المناشير الأرضية**

48.....	كومباكت كت 201 بي - منشار أرضي
48.....	كومباكت كت 900 - منشار أرضي
49.....	ملتي كت 500 - منشار أرضي
49.....	ملتي كت 800 - منشار أرضي
50.....	أي تي اس 350 بي 120 - منشار البناء
50.....	دي تس اس 600 - منشار البناء
51.....	دي تي اس 700 - منشار البناء
51.....	ام بي اس 510/650/760 - مناشير تقطيع
52.....	سي دي ام 33 دبليو - مكائن الحفر الأساسي
52.....	سي دي أر 342 - قاعدة الحفر الأساسي
52.....	سي دي أر 501 - قاعدة الحفر الأساسي
52.....	ماكينة حفر الانابيب
52.....	ريشة الحفر
53.....	شفرات الألماس



**56 - 54 ..... معدات السفع بالرمل**

54.....	ماكينة سفع بالرمل
54.....	هيلبوس - ساحة غبار صناعية
55.....	دي 080 - كابينة السفع بالرمل
55.....	أف 1000 - كابينة السفع بالرمل
55.....	حاوية السفع بالرمل



**58 - 57 ..... غرف السفع والدهان**

58.....	مجموعة كابيلوكس - غرف سفع
58.....	مجموعة بلاست لوكس - غرف سفع
58.....	أكشاك دهان و تجفيف



**61 - 60 ..... أنظمة تلوين**

60.....	أي 200 أرشيميد - ماكينة تلوين
61.....	أس 2850 أم - فيوجن خلاط غيروسكوبك



## 63 - 62 ..... معدات صناعة الدهانات

- 62..... مجموعة اف ام - خلاط سرعة عالية
- 62..... مجموعة ام اس دي - خلاط متعدد الأعمدة
- 62..... مجموعة اتش اي - مطحنة أفقية
- 63..... مجموعة بي اس بي - مطحنة بسلة
- 63..... مصنع استرداد المذيبات
- 63..... مشروع تسليم مفتاح



## 64 ..... معدات التعبئة والتغليف



## 65 ..... الملونات

- 65..... سمارت تنت - ماكينة تلوين متعددة الاستخدامات
- 65..... تنتول - ملونات متعددة
- 65..... هايدرا تنت - ملونات للمصانع
- 65..... أي - تنت - ملونات صناعية متعددة الاستخدامات

## 70 ..... الاتصال بـ ايمكو

## RIYADH METRO PROJECT - COATING

مترو الرياض - دهان



XM PFP



XM



XP-70



e-Xtreme

## PROTECTIVE COATING SPRAYERS



### e-Xtreme Electric Airless Sprayers

معدات الرش اللا هوائي

#### The electric airless sprayers for protective coatings

"It doesn't fluctuate like air pumps do. It's much more consistent & always has a good pattern regardless of which tip you use."

The Graco e-Xtreme Electric Airless Sprayer is the world's first electric sprayer for protective coatings.

The e-Xtreme operates on a more reliable, convenient and available electric power source, which improves jobsite inefficiencies associated with compressors. If your air compressor goes down, you no longer have to stop production. More so, electric technology eliminates *pulsation* and *motor icing*, making your jobs run smoothly - every time!



Ex45

ATEX



Z60



Model	Ex45	Z60
APPROVALS	Hazardous Locations:	Non-Hazardous Locations:
	ATEX, IECex, FM-US, FM-CAN	Not for use in explosive atmospheres
Maximum Working Pressure	4500 psi - 310 bar	6000 psi - 414 bar
Maximum Recommended Tip Size	.021 inch	.021 inch
Flow Rate	2.3 lpm	2.7 lpm
Pump Lower	145 cc	145 cc
Input Power	2.5 kVA	15A
Input Voltage	200-240 VAC, single phase, 50/60 Hz	200-240 VAC, single phase, 50/60 Hz
Generator	5KW	5KW

### King Pneumatic Airless Sprayers

معدات الرش اللا هوائي القوية

#### Airless sprayers that rule in all conditions

The Graco King pneumatic Airless Sprayers are the powerful machines for protective coatings. The system provides the applicator output values, pressure ratios and pumping capacities never seen before.

The Graco King units are designed to withstand the harshest environmental conditions and easily handle the toughest protective coatings and corrosion control applications.



King Sprayer Model	XL60-220	XL70-180	XL90-145
Motor Package	XL 6500		
Output per Cycle	220cc	180cc	145cc
Maximum Working Pressure	6000 psi 414 bar	7250 psi 500 bar	7250 psi 500 bar
Maximum Air Input Pressure	100 psi 7.0 bar	100 psi 7.0 bar	80 psi 5.5 bar
Output at 60 Cycles/min	12.9 lpm	11 lpm	8.7 lpm
Compressor	7.0 bar ,6800 lpm	7.0 bar ,6800 lpm	7.0 bar ,6800 lpm







Two-component spraying made easy and affordable

The Graco XP Plural-Component Sprayers are designed to pump, mix and atomize high to 100% solid coatings with superior results. In addition, the XP70's design allows you to gravity feed, which may eliminate the need for feed pumps, saving you money. When you upgrade from hand mixing, you'll find that the XP's provides excellent return on investment, by reducing material waste and by using less clean-up solvent.

The XP hf system combines the popular XP Sprayers with the powerful XL 10000 air motor. Combining these two technologies, you get more flow - getting jobs done faster and with less wear and tear. Engineered for more flow capacity, the Graco XP-hf is great for applications where you want to spray with multiple guns or larger tip sizes.



XP Series  
(XL6500 Motor)



XP-hf Series  
(XL10000 Motor)

Series	XP		XP-hf	
Model	XP50	XP70	XP50-hf	XP70-hf
Motor Size (cc)	XL6500	XL6500	XL10000	XL10000
Max Fluid Pressure	345 bar	500 bar	345 bar	500 bar
Flow Rate at 40 cpm (approx.)	11.4 lpm	7.6 lpm	15.1 lpm	11.4 lpm
Standard Mix Ratios	1:1, 1.5:1, 2:1, 2.5:1, 3:1, 4:1	1:1, 1.5:1, 2:1, 2.5:1, 3:1, 4:1	1:1, 1.5:1, 2:1, 2.5:1, 3:1, 4:1	1:1, 1.5:1, 2:1, 2.5:1, 3:1, 4:1
Demand/Duty Cycle	Medium		High	

XM Plural-Component Sprayers (Variable Ratio)

(النسب المتغيرة)



Discover the next evolution in plural-component spraying.  
High-pressure equipment for protective coatings



Precise ratio assurance in a fully configurable system

Engineered to handle the toughest protective coatings, the Graco XM Plural-Component Sprayer provides precise ratio control, allows users to download historical spraying data, and handles a wide range of two-component materials.

At the heart of the ratio control is Graco's advanced dosing technology. The major component is constantly flowing, while the minor component is injected at higher pressure. Advanced sensing technology allows pumps to compensate for pressure fluctuations, resulting in accurate, on-ratio mixing for better yield and less waste.

Adjustable Ratio control from 1:1 to 10:1. Ratio is assured by GRACO.

XM PFP Plural-Component Sprayers (Variable Ratio)

(النسب المتغيرة)

Passive fire protection (PFP) equipment.

Handles two-part epoxy intumescent fireproofing coatings

Adjustable Ratio control from 1:1 to 10:1. Ratio is assured by GRACO.

Passive fire protection (PFP) coatings make structures more resistant to fire by insulating structural steel from high temperatures and as a result, buy time for the evacuation before structural collapse.

The Graco XM™ PFP Plural-Component Sprayer offers data reporting technology, so you can confirm that epoxy intumescent coatings are sprayed on-ratio, at requirements set by the manufacturer. The XM PFP is easy to use, maintains consistent temperature control and offers precise ratio control.





Hopper  
خزان



Supply Pump Kits  
مجموعات مضخة التدفق



Agitator  
خلاط



Merkur Solvent Flush Pump  
ميركور مضخة تدفق المذيبات



Xtreme Pump Lowers  
خافض مضخة اكستريم



Viscon Fluid Heaters  
مسخن السوائل فيسكون



Remote Mount Mix Manifold  
ميركور مضخة تدفق المذيبات



Hose Bundle  
حزمة خرطوم



Static Mixer  
خلاط ثابت



Xtreme-Duty High-Pressure Hoses  
خرطوم ضغط عالي



Gun Splitter  
مسدس رش تقسيمي



XTR-7 Gun  
مسدس رش اكس تي آر 7



XHF Gun  
مسدس رش



XHD Tip & Tip Gaurd  
حامي فوهات الرش

## HARAMAIN RAILWAY STATION - JEDDAH - RENOVATION

محطة قطار الحرمين - جدة - ترميم



ECOQUIP





## EcoQuip 2 EQm

### Mobile Vapor Abrasive Blast Equipment

Compact, Portable blast equipment fits in bed of pickup truck.

#### Compact, fully portable unit

The built-in hand truck with over-sized wheels makes the EQm easy to move around the jobsite. Don't let the size fool you, this compact blaster is capable of handling any type of project, from cleaning to surface preparation.

- Fits in the bed of most standard pickup trucks
- blast pressure ranging from 30-175 PSI
- Oversized wheels for easy portability
- Pot size of 99 L- holds approximately (8) 55 lb bags of media



#### About Vapor Abrasive Blasting

- Generates less dust - 92% less airborne dust than dry blasting
- Optimizes air, water and media ratio – resulting in a fine mist with a blast that is powerful, but with less dust
- Uses less water than traditional water-based wet blasting
- Designed for years of solid service



#### EcoQuip 2 Eqm

Max. Blast Pressure	12.1 bar (175 psi)
Max. Compressed Air	14m <sup>3</sup> /min (500 cfm)
Blast Hose Size (supplied)	31.75 mm ID
Abrasive Capacity	200 kg
Pressure Pot Volume	184 liters

ATEX

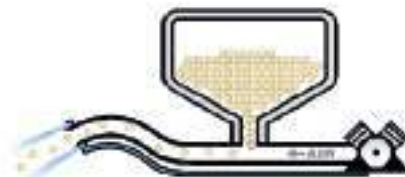


غبار أقل  
بنسبة  
95%



#### Water Injection Nozzles (WIN)

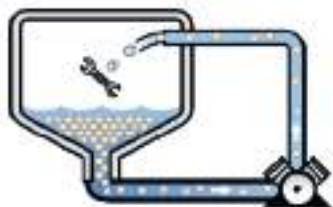
Jets of water dampen abrasive as it leaves the nozzle.



#### Halo (water ring) nozzles

**Pros:** Relatively inexpensive. Suppresses 50-85% of dust.

**Cons:** High water consumption.

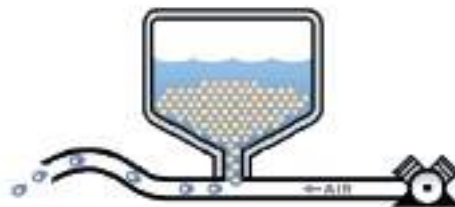


#### Cabinets and blast rooms

Water and media are mixed and sprayed inside an enclosure. An efficient way to blast parts.

**Pros:** Allows for media recycling, built-in containment.

**Cons:** Stationary. Blasting limited to objects that can fit in the enclosure.



#### Modified Sandblasters

Water and abrasive is stored in a pot under air pressure. The mixture is drawn into the airflow using the venturi effect.

**Pros:** Effective dust suppression.

**Cons:** Limited flow control. High abrasive & water consumption. Modified Sandblasters



#### Vapor Abrasive Blasters

Water and abrasive are combined in a pot under water pressure, then injected into the airflow.

**Pros:** Up to 95% dust suppression. Affords fine control over the air pressure and water/abrasive mixture, allowing for blasting of a wider range of surfaces and reducing the amount of media and water expended.

SAUDI DRY DOCK - EASTERN REGION - PRESSURE WASHING

الميناء الجاف السعودي - المنطقة الشرقية - الغسيل بالضغط



## Air-Operated Pressure Washers



### Hydra-Clean

#### Air-Operated Pressure Washers

Ideal for heavy duty cleaning and maintenance for industrial and sanitary applications

مثالي لأعمال التنظيف والصيانة الصناعية والتطبيقات الصحية

Clean up your facility the quick, easy and efficient way with Graco Hydra-Clean pressure washers! Designed with Graco's NXT air motor, it's ideal for industrial and sanitary applications including food processing facilities, heavy duty cleaning, maintenance, shipyards, oil rigs and more. Stainless Steel wetted parts are available for highly corrosive washing agents.

#### FEATURES

- Great for high pressure cleaning and sanitizing
- Fits most pressure, flow and material requirements
- Use with open-head universal drums
- Designed to use with cold or hot water up to 200°F (93°C)
- Spray down portability for use in sanitary applications
- Supports multiple guns
- Efficient cleaning with water, detergent or chemical solutions



GRACO

#### Technical Specification :

المواصفات الفنية

Pump Package	Max. Working Pressure	Max. Air Input Pressure	Fluid Flow at 60 cpm	Volume per Cycle	Air Inlet Size	Fluid Inlet Size	Fluid Outlet Size
12:1	86 bar	7 bar	33.0 lpm	550 cc	3/4" npt	1 "	3/8"
23:1	157 bar	7 bar	34.7 lpm	580 cc	3/4" npt	1 "	3/8"
30:1	211 bar	7 bar	25.9 lpm	430 cc	3/4" npt	1 "	3/8"
40:1	276 bar	7 bar	17.4 lpm	290 cc	3/4" npt	1 "	3/8"

## Gasoline Operated Pressure Washers

### G-Force

Pressure washing equipment for occasional to heavy duty commercial cleaning



In Saudi Arabia customers are widely using this machine to clean concrete structures and remove Paint. Removing paint with this high pressure washer eliminates use of harmful chemicals or dust. This makes the tool favourite in Saudi market

#### G-Force II

Maximum Working Pressure	27.6 MPa, 276 bar
Honda Engine Size	GX390
Fuel Tank Capacity	6.5 l
Maximum Delivery	15.1 liter/m

KING FAISAL UNIVERSITY- AL AHSA - POLYUREA FLOOR

جامعة الملك فيصل - الأحساء - أرضيات بولي يوريا



REACTOR





## No matter what the application, Graco has the solution

Whether you're spraying foam or applying polyurea coatings, Graco Reactor® Plural-Component Systems help you get the job done with superior results. Available in air, electric or hydraulic technology – we have the right equipment to meet your needs.

### Which system is right for you?

Technology types: A = air E = electric H = hydraulic

نوعية التقنية: أ = هوائي أي = كهربائي اتش = هيدروليكي

Entry-level / Touch-up Systems		Mid-production Systems		High-production Systems	
Spray Foam Applications	Coatings Applications	Spray Foam Applications	Coatings Applications	Spray Foam Applications	Coatings Applications
A-25	E-10hp	E-30	E-XP2	H-50	H-XP3

## ENTRY-LEVEL / TOUCH-UP SYSTEMS

### Reactor E-10hp

### ماكينة رش البوليوريا الصغيرة

#### Entry-level system for pure and hybrid polyurea coatings

- **Save time** – Get smaller jobs done fast without sacrificing performance
- **Self-contained system** – With built in Hoppers (23 L)
- **Easy to use** – Single knob motor operations
- **Provides consistency** – Uses standard spray guns you're familiar with

#### Grow your business with polyurea applications

The Reactor E-10hp is an ideal entry-level system and is great for coating projects such as balconies, pools, waterproofing and bedliner applications. It's a smart, affordable investment that will help your business grow.

Even though it's an entry-level system, it still packs plenty of power. The Reactor E-10hp adds high pressure to give you the power and performance you need to spray polyurea coatings. This compact unit is lightweight and portable – and even runs on residential power (220V) so you don't need to invest in a generator.



#### Reactor E-10hp

أقصى ضغط عمل	172 bar
أقصى طول للخرطوم	32 m
الكهرباء	220v
المخرجات القصوى	3.8 L / min

### Reactor A-25

### ماكينة رش الفوم الهوائية الصغيرة

#### Entry-level Air-Driven System for spraying foam insulation

- **Easy to manoeuvre** – Wheeled carts let you get closer to the job
- **Easy to use** – Best for low to medium-output applications
- **Affordability** – Excellent where good volume of air is available



#### Reactor A-25

أقصى ضغط عمل	138 bar
أقصى طول للخرطوم	64 m
الكهرباء	Air
المخرجات القصوى	11.4 kg / min

The Reactor A-25 is a Graco-engineered spray foam proportioner that gives you the reliability you expect on the jobsite. It maintains consistent temperature control, even when you're spraying at maximum flow rates - resulting in better quality foam. Have peace of mind with the proven durability of a standard Graco quality air motor.

Require air compressor 28 cfm, 6.8 bar along with 220v/40A generator.

# Reactor™ 2

## Spray Foam and Polyurea Equipment

معدات رش الفوم والبوليوريا

### Advancing The Industry

Like you, we want consumers to be completely satisfied with their investment in spray foam insulation and polyurea coatings. Graco's goal is to provide equipment advancements that help you and your crews apply materials accurately, as the material suppliers intended.

We want to help you grow your business. That's why Graco developed the next generation in spray foam and polyurea technology – the Reactor 2.



GRACO



#### Features :

##### Advanced control technology

- Tracks, monitors and saves project data
- Data can be downloaded onto a USB drive for further analysis
- Easy to view data display
- Stores up to 24 chemical recipes
- Drum level indicators

##### Troubleshooting made easy

- On-screen troubleshooting with QR code shortcuts to web-based advanced troubleshooting info
- Results in less downtime

##### Compact design

- 40% smaller footprint than a traditional E-Reactor

##### Ergonomics

- Easy to reach, conveniently-placed electronics

##### Troubleshooting Y-strainer

- Analog temperature and pressure gauges

##### Sacrificial surge protector

- Protects your electronics against excessive power spikes

##### Advanced circuit boards

- Handles power fluctuations
- Minimizes pressure fluctuations on pump changeover
- Result is a smooth, consistent spray performance similar to hydraulic systems

##### Brushless electric motor

- Improved control and performance
- No Maintenance
- Longer life

##### Warranty available in Saudi Arabia

- Covers user display module, control boards and electric motor
- One of the best in the industry

## MID-PRODUCTION SYSTEMS

### Reactor 2 Electric Series

### المفاعل 2 - السلسلة الكهربائية



#### Proven reliability at an outstanding value

With proven reliability the Reactor 2 E-series is the industry's preferred system. Reactor 2 stand-alone models are available in an E-30 and E-XP2 model.

#### Reactor 2 E-30

### Foam Spray Machine

Next generation technology for spray foam insulation

#### What an electric system can do for you:

- **Increase productivity** – plenty of power for most residential and commercial applications
- **Smooth and consistent spray pattern** – minimizes pressure fluctuations on pump changeover
- **Free up space in trailer or rig** – smaller footprint when compared to other spray systems

#### Revolutionize the way you run your business

Each feature in the Reactor 2 E-30 was strategically designed to help your business, with innovations that help your operation run smoothly. Software and hardware enhancements for better spray performance. And new technologies that add to your bottom line.



### ماكينة رش الرغوة



Reactor 2 E-30	
أقصى ضغط عمل	138 bar
أقصى طول للخرطوم	94 m
الكهرباء	220v / 380v
المخرجات القصوى	13.6 kg /min

#### Reactor 2 E-XP2

### Polyurea Spray Machine

Next generation technology for polyurea coatings

### ماكينة رش البوليوريا



Count on the Reactor 2 E-XP2 proportioner for advanced technology in applying fast-curing polyurea coatings. Because it's a Reactor 2 series proportioner, it offers software and hardware enhancements for better spray performance, plus technologies that add to your bottom line.

The Reactor 2 E-XP2 is engineered to process and spray polyurea & other coatings that require high pressures. The hybrid heater and heated hose condition the materials to the right viscosity prior to mixing. Quick knockdown lower pump for easy maintenance, easy-to-use controls, and rugged design make the Reactor the preferred choice for coatings applications.



Reactor 2 E-XP2	
أقصى ضغط عمل	240 bar
أقصى طول للخرطوم	94 m
الكهرباء	220v / 380v
المخرجات القصوى	7.6 L / min

## HIGH-PRODUCTION SYSTEMS

### Reactor 2 Hydraulic Series

#### Hydraulic Foam Spray Machine



#### Reactor 2 H-50

#### ماكينة رش الرغوة الهيدروليكية

Next generation technology for spray foam insulation

#### What an Hydraulic system can do for you:

- **Dependability** – robust, durable, longest life spray system
- **Reduce downtime** – allows for longer time in between required maintenance
- **Increase daily productivity** – capable of extremely high duty cycle

#### Highest value for the best performance

Graco's line of hydraulic Reactors brings increased yield and performance to high-output spraying. Ideal for in-plant OEMs or applicators that spray high volume.



#### Features:



- Easy to reach, conveniently-placed electronics
- Advanced control technology
- Quick and easy troubleshooting thanks to QR code shortcuts
- Sacrificial surge protector

#### Reactor 2 H-50

أقصى ضغط عمل	138 bar
أقصى طول للخرطوم	125 m
الكهرباء	220v / 380v
المخرجات القصوى	24 kg / min

#### Technical Specification

#### المواصفات الفنية



APPLICATION	SPRAY FOAM EQUIPMENT			POLYUREA / COATINGS EQUIPMENT	
SERIES	Air Series	Electric Series	Hydraulic Series	Electric Series	
MODELS	A-25	E-30	H-50	E-10 hp	E-XP2
Max Working Pressure	138 bar 800 l/min (28 scfm) air consumption@100 psi	138 bar	138 bar	172 bar	240 bar
Min Working Pressure	-	-	41 bar	-	-
Max Hose Length	64 m	94 m	125 m	32 m	94 m
Max Fluid Temp	88°C	88°C	88°C	77°C	88°C
Output	11.4 kg /min	13.6 kg /min	24 kg /min	3.8 L / min	7.6 L / min
Weight	140.6 kg	161 kg	272 kg	108 kg	159 kg



## Don't risk your reputation with anything less

It's happened before: A critical piece of equipment meets an unfortunate end due to the failure of one, tiny component. That's why Graco doesn't build just any off-the-shelf part into its equipment. We select and manufacture high quality components our customers have come to rely on. Our equipment is superior because its parts are superior – in design, quality and performance

- Designed, tested and built for reliability
- Each quality part is dependent on another
- Protect your business with genuine Graco parts



## Even a Small Part Can Make a Critical Difference

## حتى أصغر قطعة تستطيع عمل فرق حاسماً

### O-RINGS ARE JUST ONE EXAMPLE OF GRACO'S QUALITY



Graco Part



Non-Graco Part

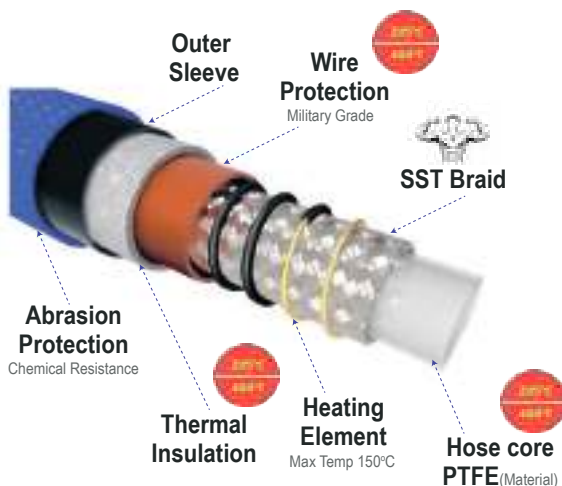
After spending the same amount of time submersed in solvent, the Graco O-ring (left) still fits snugly, protecting the side seal, while the non-Graco O-ring (right) expanded in diameter and swelled in cross section.

## Reactor Heated Hose

## خرطوم المفاعل المسخن

### Low- and High-Pressure Heated Hose

### Critical to your Reactor system



Graco's heated hoses are designed specifically for use with Reactor Equipment. Hoses are a key component to the total system, making it important to achieve accurate and uniform heating for the best application possible.

#### Features:

- Copper-heated hoses are designed specifically for use with Graco proportioners
- Covered with proprietary butyl cover for protection against moisture sensitive isocyanate
- Hoses are covered with foam insulation for heat retention
- Different fitting sizes on the isocyanate and resin hoses prevent accidentally connecting the wrong hoses together
- Hoses use custom designed splice kit to electrically connect hoses without having to run copper under the fittings
- Helix-design whip hose uses braided copper wires for added flexibility and longer life



## Plural-Component Spray Gun

For high output spray **polyurethane foam** and **polyurea** applications  
With long-life mix chamber and durable side seals, Fusion guns are designed to reduce maintenance and downtime, and provide a better mix.

## Features:

- Easy air-blast tip cleaning reduces build-up and tip clogging.
- Long-lasting side seals means less downtime for maintenance
- Quick-release fluid housing - lets you easily change the mix chambers without tools
- Hand-tightened front cap – no tools needed to clean and maintain seals and mix chamber
- Ergonomic handle



Easy to use, easy to maintain



TSL OIL

زيت تي اس ال



RACOL

سائل التنظيف  
راكول

Gun spare parts

قطع غيار مسدس الرش



Grease

الشحم



Gun Cleaning Kit

مجموعة تنظيف مسدس  
الرش

## T3 Transfer Pump

## مضخة نقل

## Proven Pumping Technology

Experience transfer efficiency  
with the NEW T3 pump



The New T3 Transfer Pump combines Graco's proven Merkur air-motor and popular T2 stainless steel lower. The T3 is a 3:1 ratio pump – using less air pressure to provide the same fluid pressure required. The T3 pump is rated for a continuous output of 17 lpm (4.5 gpm), allowing enough flow to easily keep up with Graco's biggest proportioner, the Reactor H-50. As the T3 is rated for a max. Inlet pressure of 6.8 bar (100 psi, 0.68 MPa), an air regulator is included with every pump.

## Features:

- Easier to maneuver - The overall height of the T3 is 9.4 cm (3.7 inches)
- Less maintenance - the Merkur air motor is based on air pilot valve technology. The air motor switching is completely pneumatic. This differs from T1 and T2 Transfer Pumps, which use a mechanical reversing mechanism in the air motor.

## Agitator

## خلاط

## For Maintaining Suspension and Even Mixing

Agitator specifically designed to work well with spray foam and polyurea materials. Many chemistries require agitation to properly mix materials for optimal material properties and yields. The extended center shaft ensures the lower blades reach the bottom of the drum for difficult to mix materials, including emulsions.

**Polyurea Material need to be continuously mixed or the application will fail. It will result in failure of application.**

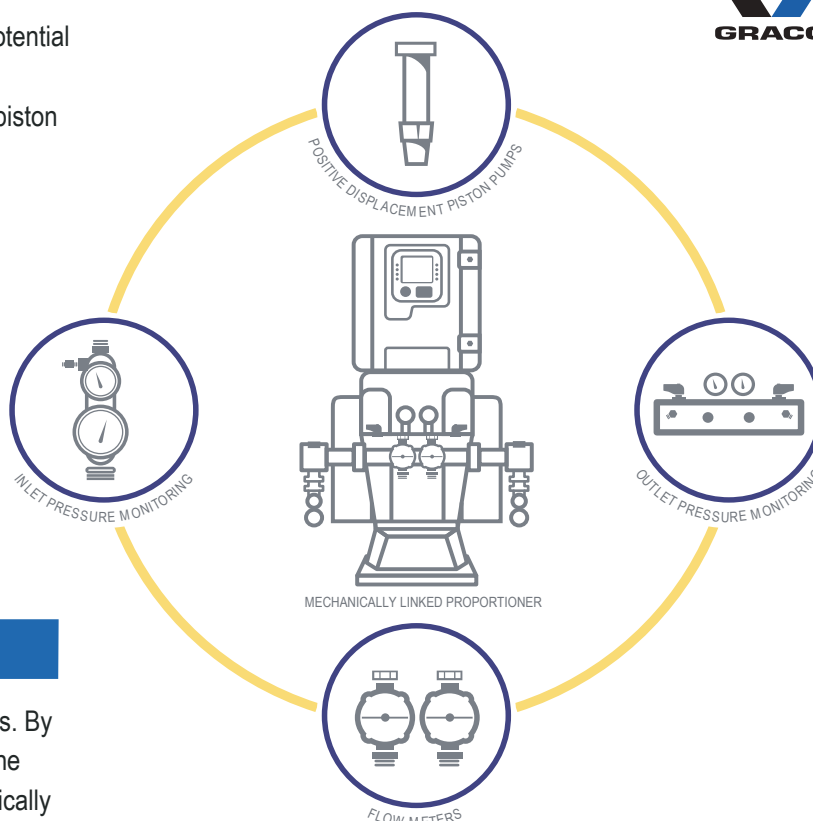


مواد البوليوريا تحتاج الى تحريك مستمر حتى لا تفشل عند التنفيذ

## GRACO'S RATIO ASSURANCE SYSTEM



No single method can easily and accurately detect each of the potential single-point variables. The foundation of the system starts with mechanically linked pumps and then adds positive displacement piston pumps, pressure monitoring, and flow meters to provide a ratio assurance system with built in redundancies that will provide unsurpassed results in detecting off-ratio conditions.



### Mechanically Linked Pumps

At the foundation of every Reactor are mechanically linked pumps. By mechanically linking the pumps each time the A pump is cycled the B pump must also cycle. Graco has always believed that mechanically linking the A and B pumps provides a robust system designed for 1:1 ratio spraying. A mechanically linked pump is designed to automatically pump equal volumes of both A and B materials.



### Positive Displacement Piston Pumps

Positive displacement piston pumps provide consistent volumetric performance over a large range of temperatures, pressures and viscosities. Piston pumps are more accurate for use in start and stop applications and for maintaining stall pressure. Piston pumps can maintain accurate volume per cycle over long periods of use even with aggressive fluids. Graco's tolerance between pumps is held to less than 1%.



### Inlet Pressure Monitoring

Monitoring changes in inlet pressure is a quick and reliable way to detect certain potential off-ratio causing issues. Inlet monitoring is the best way to detect most feed pump and material feed related issues. Some of the most common ratio causing conditions including running out of chemical, cold chemical, or the feed pump(s) being undersized for the required demand are all best detected using inlet pressure monitoring.



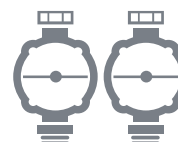
### Outlet Pressure Monitoring

Outlet pressure monitoring is standard on all electric and hydraulic Reactors. Graco has always used the pressure differential between the A and B chemicals as a way to detect and prevent off-ratio spraying. Once the pressure differential between the A and B chemicals exceeds 500 psi the Reactor will shut down. Using pressure monitoring has always been the way to detect the majority of off-ratio conditions.



### Flow Meters

Flow meters can detect certain conditions that may cause off-ratio dispensing that may not be caught using inlet or outlet pressure monitoring alone. Flow meters are best at detecting issues related to the proportioner pumps, air in the feed lines/system and some fluid leaks. Adding flow meters to the strong Reactor foundation of mechanically linked positive displacement piston pumps and inlet and outlet pressure monitoring provides an additional level of ratio assurance protection to the system.



## ARAMCO YARD - ABQAIQ - TRAINING

ساحة أرامكو - بقيق - تدريب




LINELAZER



THERMOLAZER



LINE DRIVER





LineLazer V 5900

Airless Line Striper

The LineLazer V 5900 is designed for 1 or 2-gun professional strippers, Delivering the most precise and consistent lines in the industry.

The LineLazer V 5900 continues to be the mid to heavy-duty striping solution for professional contractors who recognize the increased productivity this leader delivers. With it's ability to use 1 or 2-gun airless paint guns there are no jobs too big or small for the LineLazer V 5900 – large parking lots, city streets and everything in between.



LineLazer V 5900	
Max. Tip Size – 1 gun	0.043"
Max. Tip Size – 2 guns	0.029"
Max Flow – l/min.	6.0
Max. Pressure – bar	227

ThermoLazer ProMelt



Thermoplastic Handliner

Introducing **the world's first fast melt, on-board handliner – ThermoLazer ProMelt System by Graco.** Now, for the first time, it's possible to melt up to 300 pounds of thermoplastic material (6-50 lb bags) in a handliner in less than one hour! No one else can do this and we're proud to say that this patent pending system will soon become the new industry standard for years to come.

LineDriver

Ride-On System for Line Marking

Why walk when you can ride! Attach a Graco LineDriver to the Line Lazer / Thermolazer and:

- Improve production
- Reduce fatigue
- Achieve higher line quality
- The industry's first ride-on compatible handliner.





EXPEC RESEARCH CENTER, ARAMCO - DAHARAN - PAINTING

مركز إكسبيك للأبحاث المتقدمة - أرامكو - الظهران - دهان



MARK VII





Mark VII HD

### 3-IN-1 Electric Airless Paint Sprayer

Graco's top of the line electric sprayers for airless spraying of paints, fire retardant and airless plasters. After introducing the Mark V in the market, mid nineties, Graco became a real trendsetter for spraying plasters airless. The speed of airless, combined with a very smooth finish, became a standard in the industry. The Mark VII is a step up from that! More power and output make this unit into a real multiple purpose unit for large painting jobs for the inside as well as the outside! More and more customers are preferring this model in Saudi Arabia over Mark V and Mark X. Capacity of Mark VII is almost same as Mark X but the advantage is this model comes with more friendly and reliable gun.

جهاز طلاء الرشاش اللا هوائي



The Revolutionary Job  
and Sprayer Management System

**Spray able Materials :** Acrylic, Enamel, Putty, Intumescent, lacquer, Epoxy, Primer, Top Coat, Decorative Paints.

المواد الممكن رشها: دهانات الاكريليك , الزيتي, المعجون , اللكر , البيوكسي , الأساسات والطبقات النهائية

The Standard Series sprayer comes with these  
"Only On A Graco" features:

- **Advantage Drive System** – Runs quiet and has a lifetime guarantee Provides Airless or Flow mode
- **SmartControl 3.0 Pressure Control** – Delivers consistent spray fan without pressure fluctuations at all spraying pressures
- **Endurance Pump with Max Flo+** – Submerged foot valve easily handles the thickest materials
- **Ceramic and Stainless Steel Ball Sets** – Provides maximum versatility no matter what you're spraying
- **MaxPower Brushless DC Motor** – Never change brushes with this maintenance-free, totally enclosed, high torque motor
- **Rugged Cart Design** – Chrome over steel makes this durable cart last for years
- **Easy Out Pump Filter** – Less mess when changing or cleaning the filter
- **Heavy-Duty Prime Valve** – Maintenance-free design withstands high pressure dumping



Mark VII Standard Airless Sprayer		
Max. Tip Size: with paint – plaster	0.041" - 0.047"	أقصى فتحة رش مع الدهان - اللياسة الخفيفة
Flow – liter/min.	6.0	التدفق لتر/دقيقة
Max. pressure – bar (PSI)	230 (3300)	(PSi) الضغط الأقصى بار
Hose	15 m x 1/2"	الخرطوم
Whip Hose	3.5 m x 3/8"	خرطوم الخلط

## ST MAX™ II 395



رشاش دھان کھربائي صغير

### Small Electric Airless Paint Sprayer

The Small Range of Electric Airless Paint Sprayers for Professional Painting Contractors to increase productivity in order to handle small residential jobs



#### Features:

The ST Max II 395 range is the ideal product for painting the interiors of family houses or small residential jobs. You can easily spray virtually all interior paints, laquers, varnishes and enamels.



#### St Max 395

Max. Working Pressure - bar	227
Max. Fluid Flow - l/min.	2.0
Max. Tip Size - 1 gun	0.023"
Weight - kg	20.5

## Concrete Crack Injection System

### Waterproofing and structural repair of concrete cracks



Whether it's architectural & natural structures, commercial and residential structures, tunnels, bridges, dams, foundations, parking structures, decks, floors, pools, basements or foundations.

#### Graco Injection Repair Solutions

Use airless piston technology for efficient and effective waterproofing and repair.



#### Hopper

A convenient 5.7 litre hopper, compatible with all units



#### Flexible Injection kit.

## GX-FF Electric Airless Paint Sprayer

The GX-FF is the fast, portable and affordable solution for small finishing jobs that every finishing contractor encounters.



Introducing the newest portable and affordable solution for fine finish spraying— Pro-X airless piston pump technology. Airless technology in the GX-FF combines Graco's proven piston with the RAC X Fine Finish SwitchTip to quickly lay down a smooth finish. The GX-FF features the ProXChange Pump, the fast and easy on-the-job pump replacement—no tools required.

#### GX-FF

Max. Working Pressure - bar	207 bar
Max. Tip Size - 1 Gun	0.019"
Max. Fluid Flow - lpm	1.5
Suction System	5.7 litre Hopper, solvent resistant





# MARK VII HD 3IN1 SPRAYER

■ PAINT ■ HEAVY COATING ■ TEXTURE

GRACO





PRIVATE VILLA - RIYADH - CEILING

فيلا خاصة - الرياض - السقف



RTX 5500



RTX



## Electric Texture Sprayers with compressor

ماكينة طلاء الرشاش مع ضاغط الهواء

The new RTX sprayers deliver the performance and productivity to spray a wide range of interior, decorative and exterior texture materials:

- Loam texture renders
- Loam texture finish coats
- EIFS adhesives & basecoats, both premixed and powder
- EIFS topcoats, both premixed and powder (up to 3mm particle size)
- Acoustic plasters
- Interior and exterior aggregate finish plasters (up to 3mm particle size)
- And more...



ضاغط هواء داخلي



From base coats to top coats, the new RTX is the ideal tool for EIFS applications.

### RTX 5500 PX

Max. fluid working pressure bar	7
Max. flow lpm	21
Gun	Heavy duty air spray trigger
Motor	Brushless MaxPower 2.0 hp
Compressor air output	.026 m³/min (9.1 cfm)
Max hose length m	30

## T-MAX 6912

### Electric Airless & Air-Assisted Texture Sprayers

One Machine for nearly every Texture Application

**TEXSPRAY T-MAX 6912**, the newest, easiest way to spray smooth and aggregate materials on exterior and interior texture jobs. From textured acrylics, synthetic stucco, EIFS, acoustics, joint compound and more.

Easily apply spray plasters without a compressor or switch to air-assisted mode to spray decorative finishes and heavy aggregates up to 2 mm.

#### Features:

##### SmartControl 3.0

- Delivers smooth, consistent material flow
- Provides Airless or Flow mode

##### Heavy-Duty Modular Frame

- Easy, no-tools connect and disconnect
- Locking front swivel caster wheel

##### Oversized Hopper with Lid

- 95 litre for less refilling
- Steep-sided design keeps material flowing

##### Hoses & Applicators

- Flexible hose sets available in various lengths
- Choose between Inline Lance for airless application, or STX and Pole applicators for air-assisted decorative finishes

##### Industry-Proven Endurance Pump

- Lasts 2X longer than competing pumps
- 69 bar and 12 litre per minute
- Quick-Access design: access any part of the pump in seconds — without tools (Even with a full hopper of material)



cementitious fine finish is sprayable



### T-MAX 6912

Max. Tip Size	Plaster 0.071"
Max. Flow - l/min	12
Max. Pressure - bar	69
Motor rating - kW (HP)	2 (2.8)
Weight - kg	86



Accessories are a crucial component of any professional painter's arsenal. All Graco machines are designed to be efficient, and the right accessories are available to round off the package.

## Two reasons why accessories are so important

1. One unit, multiple applications
2. Work faster and more efficiently

هناك سببان لأهمية الاكسسوارات

1. جهاز واحد , استخدامات متعددة
2. سرعة في العمل مع الكفاءة



**Painting a high ceiling? These accessories make the difference**

- Spray tip**  
With the right spray tip, you will save on paint consumption and reduce the jobtime.
- Tip extension**  
Tip extensions eliminate the hassle of working with ladders and/or scaffolding.
- Paint house**  
With an extra long paint house, you can leave your sprayer in the same place while you work.



## AIRLESS SPRAY GUNS

## مسدسات الرش الا هوائي

Graco has a range of gun types to meet all of your needs. They are all equipped with unique features to ensure optimal spraying results and ease of use in any situation.

- Reduced **paint spitting** when spraying
- **Ergonomic** gun handle
- Simple **safety lock**



### FTx™ gun

- For fine finish jobs
- Lightest gun in the whole Graco product range



### Contractor™ gun

- Ideal for painting large areas
- Robust but comfortable grip



### Contractor PC™ gun

- The lightest and easiest Airless gun ever built
- Spray all-day with less fatigue



### Contractor™ in-line gun

- Comfortable working position thanks to direct connection to the extension
- Ideal for painting with extensions, paint rollers, etc.



### Silver Plus™ gun

- Perfect for spraying thicker materials
- Lightweight for easy handling



### TexSpray™ in-line gun

- Maximum flow with thicker materials
- Moulded polymer handle for an ultra-comfortable grip



### Blue TexSpray™ gun

- For airless plaster, mastic & protective coatings
- Large fluid passage and robust spring for larger jobs and volumes



### RTX5500 Air Spray Gun

- Air spray trigger gun with threaded hose connection
- Texture Application

A small part with great importance

Not all tips look the same. There's a good reason for that.

- Maximise your **results** and improve the **quality** of your work
- Available in a **large range of sizes** and for **different** materials
- Easily recognisable thanks to **specific colour coding** for each application



Discover below how various tips differ from one another.



## The green FFLP and LP tip

FFLP for fine finish applications,  
LP for walls, ceilings and floors



## The Black RAC5 Tip

Used for residential & commercial applications, Large selection of tip sizes available



## The blue RAC X tip

For indoor and outdoor residential painting jobs and commercial or industrial jobs



## The brown HDA tip

For indoor and outdoor painting jobs and very heavy materials, including airless plaster



## The yellow tip

For painting lines in car parks, on roads, warehouse floors, road crossings and sports fields.

### WHAT HAPPENS WHEN A TIP GETS WORN OUT?

Piston work pressure and abrasive are the two main causes of worn-out tips.

The fan width decreases:  
More spray movements are necessary

Greater tip orifice:  
More paint comes out of the piston  
= more costs for materials

twice as much work  
+ 30% more paint for the same surface



## TIP EXTENSIONS

## ملحقات فوهة الرش

No need for ladders and scaffolding to spray paint high walls and ceilings. With the right tip extension length, you can complete the job in one go.

- **Easily fits** on any airless gun
- Comes with tip holder **as standard**
- Choice of **several lengths** from 25 cm to 2 m
- Also available with **CleanShot™ valve**



## FILTERS

## فلاتر

Filters keep dirt and contaminants out of the spray system. Our EasyOut™ filter design filters the paint from the inside out, effectively trapping any residues.

- Minimise the likelihood of **tip clogs** and maximise the **quality of your finish**
- **Three filter types**, available in different sizes: inlet strainer<sup>1</sup>, pump filter<sup>2</sup> and gun filter<sup>3</sup>
- Very **easy removal**, for **cleaning** and reuse



If circumstances such as windy conditions make spraying impossible, you can apply paint using a JetRoller™. They combine rolling and spraying in one action, ensuring virtually no overspray.

- **Ergonomic:** no need to dip your roller in the paint tray every time
- **No interruptions** during rolling, so no dry patches afterwards
- **Uniform paint distribution** over the roller nap

- Extendable: the roller length can be adjusted depending on the job. Various naps available, for smooth or irregular surfaces
- Suitable for all rollers on the market (18 cm, 25 cm and 45 cm)



## CLEANSHOT™

## طلقات التنظيف (كلين شوت)

A potential problem when using an extension is paint spitting or dripping from the spray tip. An easy solution is to fit a CleanShot™ valve on the end of the extension.



- Eliminates spits and drips from the tip
- Can be fitted on any tip extension
- Can be rotated 360° so that you are always spraying perpendicular to the surface

## MAINTENANCE FLUIDS

## سوائل الصيانة

Good maintenance extends the lifespan of your unit. TSL™ and Pump Armor™ are two fluids you can use to ensure long-term proper operation of your pump and unit.



## TSL™

- Mixes with the paint and prevents it drying in your unit's pump
- Doesn't cause any spots in your finishing (unlike other products)



## Pump Armor™

- Undiluted: lubricant and anti-freeze for long-term pump storage
- Diluted in water (20%): daily cleaning fluid for your unit

HANDYSAND COMBO XL DRYWALL & CEILING SANDER

Drywall sander Handysand is a self-gripping & multi-set up wall and ceiling sander. One sander, six set up options! Equipped with a powerful 750 watt motor, this sander can grip to the ceiling and allow its users to sand high ceilings without the use of any scaffolding, ladders or stilts. Handysand Combo line ceiling and wall sander has the ability to sand an amazing seven meters working height. Simple and secure connections on its main extensions can be setup within seconds, no tools required. The Handysand Combo XL edition drywall sander, can transform in length and working height, starting off as a 97cm sander and reaching an estimated 4 meters working height.



- Applications**
- Drywall
  - Renovations
  - Texture
  - Wooden floor
  - Stucco
  - Pop corn removing
  - Paint
  - Plaster

Model	Combo XL
Rated Power	750 watt
Voltage	220 volt
Speed rpm	550-1350
Weight no Extension	4.2 kg
Weight 2 Extension	5.7 kg
Overall Length	272 cm
Working Height	392 cm



ELCOMETER 456 COATING THICKNESS GAUGE

The Elcometer 456 Coating Thickness Gauge sets new standards; providing reliable and accurate coating thickness measurements; helping you to become more efficient



**FEATURES**

**Easy**

- Large buttons ideal for gloved hands
- Easy to use menus in multiple languages
- High contrast colour LCD with auto rotate
- High and low reading limit indicators

**Accurate**

- Thickness measurement capability to  $\pm 1\%$
- Temperature stable measurements
- Increased reading resolution for thin coatings
- Measures accurately on smooth, rough, thin and curved surfaces

**Reliable**

- Repeatable and reproducible
- Supplied with fully traceable test certificates
- Batch date and time stamp facility

**Rugged**

- Sealed, heavy duty and impact resistant
- Dust and waterproof equivalent to IP64
- Durable gauge and probe construction

**Efficient**

- Fast reading rate of 70+ per minute, 140+ per minute with Scan Probe
- Multiple calibration memories
- Alpha numeric batch identification
- User selectable calibration methods

**Powerful**

- Wide range of interchangeable probes
- Stores up to 150,000 readings in 2,500 batches
- Measures up to 31mm (1220mils) of coating on metal substrates



## Mega Hippo Mixing Station

### The Fastest Way To Mix And Pour Flooring Compound - Consistently

Well balanced design — one person can mix, transport and pour with ease and precision — reducing down time and material waste. These versatile machines have proven on-site performance to boost productivity and profitability.

تصميم متوازن - شخص واحد بإمكانه الخلط , النقل والسكب بدقة وسهولة - بوقت أقل وبدون هدر للمواد. هذه الماكينات المتنوعة أثبتت جدارتها وأدائها في المواقع لزيادة الإنتاج والربحية.



#### FEATURES

- Mixes, delivers and spreads material quickly with excellent control
- Handles wide range of construction compounds
- Easy operation by one person
- Reduces time, effort and labour costs
- Thorough mixing, blending and placement without mess
- Dust extraction port to allow vacuum connection to reduce dust hazard while mixing
- Easy to clean out, even with Epoxy, MMA, Resins, Urethane cements.



Model	Combo XL
Bowl capacity	6 x 20kg mix plus water (85 litres/160kg)
Mixing paddle	TW225D large dual helix
Motor	1800W 2-speed, RCD protected. Optional : 2300W motor available.
Tilting cradle	Balanced for easy operation
Weight	49kg

## PELICAN

### The ultimate transport cart just got better. It's also an ultimate mini mixer.

أصبحت عربة النقل النهائية أفضل . انها أفضل خلطة صغيرة

If you want to mix it, move it, and pour it — meet Pelican!  
Pelican has a well-balanced design that allows one person to mix, transport, and pour with ease and precision.

إذا اردتم الخلط والنقل والسكب - تعرف على بيلكان ! ان بيلكان مصممة بشكل متوازن للسماح لشخص واحد للقيام بالخلط والنقل والسكب بسهولة ودقة عالية

#### FEATURES

- Mix up to 3 x 20kg bags
- Full dust control lid to help protect you, your lungs and reduce mess
- Vacuum port for dust extraction
- Resilient canister liner (same as the Mega Hippo) lowers maintenance costs and is ideal for epoxies and other difficult to clean materials
- Motor and mount is easily removed to place onto second Pelican—improve output without extra costs
- Supplied with the new Portamix Jetstream Paddle



## Hand Mixer

### Designed For Mixing Many Materials Including: Plaster, Epoxy, Screed, Grout And High Viscosity Adhesives.

Robust industrial power mixer to suit the professional contractor. Ergonomic control handles and electronic variable speed.



#### FEATURES

- Soft start
- Constant speed control
- Two speed gearbox with Rotary switch
- Step-less variable speed
- Ergonomic handle design
- Easy change carbon brushes
- Includes 160mm diameter mixing paddle

Model	Hand Mixer
Bowl capacity	250-480 \ 430-850
Mixing paddle	180mm
Motor	1800W
Weight	7kg



## APPLICATIONS

- Flooring
- Plastering
- Coating
- Blending
- Batching Screeds
- Grouts
- Mortars
- Colors
- Textures
- Sealants
- Adhesives
- Cementitious
- Acrylics
- Resins
- And many more!

## التطبيقات

- الأرضيات
- اللياسة
- الطلاء
- الخلط
- تجميع الحبيبات
- الخلطات الجبسية
- الخلطات
- الألوان
- التكسيات الخشنة
- موانع التسرب
- الغراء
- الخلطات الاسمنتية
- منتجات الأكريليك
- الراتينج
- ومواد أخرى كثيرة !



TK 225 /16



Hippo



TK 225D/16



Hippo



TK 200P/14



Pelican



TW 225/16



Hippo



TW 225D/16



Hippo



ACRYLICS & RESINS  
الأكريليك و الراتنج



SCREEDS & GROUTS  
الحبيبات و الجبسيات



PLASTERS & COLOURS  
اللياسة و الألوان



SEALANTS & ADHESIVES  
موانع التسرب و الغراء

## PRINCE ABDULMAJEED BIN ABDULAZIZ AIRPORT - AL ULA - FLOOR PREPARATION

مطار الأمير عبد المجيد بن عبد العزيز- العلا - تجهيز الأرضيات



TPG 650



FLOOR GRINDER



## TCG250

250MM GRINDER  
PETROL & ELECTRIC  
POWER OPTIONS



The TCG250 is a heavy duty single head grinder for levelling and preparation of small to medium areas.

## APPLICATIONS

- Suitable for small and medium jobs
- Fast levelling of high spots
- Removal of coatings and adhesives
- Preparation for new coatings
- Repairing rain damaged concrete

## FEATURES

- Optimised grinding pressure & speed for high productivity
- Angled dust port for virtually dust free working with A22 industrial dust Collector
- Available with Trelawny quick release tooling (QR) for a wide range of applications
- Optional weight for more aggressive production
- Heavy weight construction but compact for excellent performance with easy manoeuvrability

## TCG500

500MM GRINDER  
PETROL & ELECTRIC  
POWER OPTIONS



The TCG500 is the workhorse of choice for contractors looking for a reliable, productive floor grinder.

## APPLICATIONS

- Suitable for medium to large jobs
- Levelling and smoothing of concrete
- Removal of coatings and adhesives
- Preparation for new coatings
- Repairing rain damaged concrete

## FEATURES

- Dual dust ports for virtually dust free working with an A45 industrial dust collector
- Available with Trelawny Quick Release tooling (QR) for a wide range of applications
- Additional weights for increased production
- Trelawny Vibro-Lo™ vibration reduction for operator comfort and safety
- Available in a wide range of electric and petrol option

## TPG650

650MM GRINDER  
ELECTRIC PLANETARY  
GRINDER



The TPG650 is the professional planetary grinder of choice for larger areas..

## APPLICATIONS

- Suitable for larger jobs
- Levelling and smoothing of concrete
- Removal of coatings and adhesives
- Preparation for new coatings
- Repairing rain damaged concrete

## FEATURES

- 650mm grinding diameter from 3 planetary grinding heads
- Balanced transmission design for easy operation
- Twin dust ports for connection to an A45 industrial dust collector for virtually dust free operation
- Variable speed for effective grinding and polishing
- Flexible disc suspension system for comfortable grinding and a superior finish applications

Model	TCG 250	TCG 500	TPG 650
Grinding Width (mm)	250	500	650
Average Depth of Cut (dependant on concrete)	1mm	1mm	1mm
Fitted With	Black Diamond Disc	Black Diamond Disc	Quick Release Plate
Disc Size (mm)	250	250 × 2	220 x 3
Disc speed (rpm)	1385	360	300 - 1400
Vacuum Recommended	A45	A45	A45
Output power (Hp - kW)	3 - 2.2	7.4 - 5.5	7.5 - 5.5
Voltage (v)	230	400	400
Weight (kg)	90	121	260



## TFP200

200MM FLOOR SCARIFIER  
PETROL, ELECTRIC &  
PNEUMATIC POWER OPTIONS



The smallest in the TFP range of scarifiers the TFP200 is perfect for small to medium scale projects.

## TFP260

250MM FLOOR  
SCARIFIER - PETROL &  
ELECTRIC POWER OPTIONS



Middle size in the range but not in performance. The TFP260 is perfect for medium to large scale projects..

## TFP320

320MM FLOOR  
SCARIFIER - PETROL,  
DIESEL & ELECTRIC POWER OPTIONS



TFP320, the largest in the TFP range and is capable of dominating large scale projects

## APPLICATIONS

- Suitable when manoeuvrability is important
- Removal of hard coatings
- Levelling and removing layers of hard materials such as concrete
- Removing painted lines
- Grooving and texturing concrete
- Removal of coatings and scale from steel surfaces

## FEATURES

- 195mm cutting width
- Precise screw type cutter height adjustment for accurate removal and milling
- Angled dust port allows connection of industrial dust collector giving virtually dust free performance
- Choice of electric, petrol and pneumatic power sources for operation in a wide range of applications.

## APPLICATIONS

- Suitable for medium to large jobs
- Removal of hard coatings
- Levelling and removing layers of hard material
- Removing painted lines

## FEATURES

- 250mm cutting width
- Tough 8mm welded steel construction for added weight and strength
- Angled dust port allows connection of industrial dust collector giving virtually dust free performance

## APPLICATIONS

- Suitable for large jobs
- Fast removal of hard coatings and membranes
- Accurate levelling and removing layers of hard materials
- Removing painted lines
- Grooving and texturing concrete

## FEATURES

- 320mm cutting width
- Hydraulic drive with speed control with forward and backward movement for easy operation both while working and manoeuvring
- Precise height adjustment with hydraulic drum lift for accurate working and operator control
- Side dust port allows connection of industrial dust collector for dust free performance

Model	TFP 200	TFP 260	TFP 320
Working Width (mm)	195	250	320
Max. Cutting Depth (mm)	3	6	8
Cutter speed (rpm)	1650	1500	650
Vacuum Recommended	A45	A45	A45
Output power (Hp - kW)	3 - 2.2	7.5 - 5.5	15 - 11
Voltage (v)	230	400	400
Weight (kg)	68	185	339



**3 Segment Quick Release  
Diamond Plates**

(Set of 3) For use with the  
Trelawny TPG Floor Grinders



**6 Segment Quick Release  
Diamond Plate**

For use with the Trelawny  
TCG Floor Grinders



**Polishing Plates**

Used to attached the "Polishing  
Tools" to the Quick Release Plate

#### Diamond Discs



- 10 / 16 / 20 Segment Soft Bond  
Grinding Disc
- 10 / 16 / 20 Segment Medium  
Bond Grinding Disc
- 10 / 16 / 20 Segment Hard Bond  
Grinding Disc

#### General Grinding and Levelling



- 30 Grit Single (Quick Release)  
Soft Bond For Hard Concrete
- 30 Grit Single (Quick Release)  
Medium Bond For Medium  
Hardness Concrete
- 30 Grit Single (Quick Release)  
Hard Bond For Soft Concrete or  
very rough concrete



- 30 Grit Double (Quick Release) Soft  
Bond For Hard Concrete
- 30 Grit Double (Quick Release)  
Medium Bond For Medium  
Hardness Concrete
- 30 Grit Double (Quick Release)  
Hard Bond For very soft concrete  
or very rough concrete

#### Polishing Tools



- 50 Grit Hybrid
- 100 Grit Hybrid
- 200 Grit Hybrid



- 200 Grit Resin Bond
- 400 Grit Resin Bond
- 800 Grit Resin Bond
- 1500 Grit Resin Bond
- 3000 Grit Resin Bond

#### SCARIFIERS AND PLANERS ACCESSORIES :

#### اكسسوارات تخشين الأرضيات والتخطيط



**Heavy Duty Drum**



**Cutter Shafts**



**Tungsten Carbide  
Tipped Cutters**



**Star Cutters**



**Beam Cutters**



**Milling Cutters**



**Spacers**

## Floor Scabblers

### MHS5

#### PNEUMATIC CONCRETE SCABBLER

The MHS5 is the heavy duty floor scabblers choice for fast reduction of levels.

#### APPLICATIONS

- Fast reduction of levels
- Correct preparation for new applications of concrete
- Removal of heavy coatings
- Removal of contaminated materials and coatings with safe containment via standard fit Trelawny TVS® vacuum shroud

#### FEATURES

- 5 replaceable carbide tipped pin fit scabbling heads
- Height adjustable handle for operator comfort
- Fitted with a Trelawny Vibro-Lo™ vibration dampening system for operator comfort



### MHS11

#### PNEUMATIC FLOOR SCABBLER

Developed in conjunction with the 'CITB - Construction Industry Training Board'.

#### APPLICATIONS

- Removal of laitance, roughening and reduction of levels
- Removal of coatings
- Fast removal of hazardous coating & contaminated materials with the TVS® shroud system

#### FEATURES

- 11 replaceable carbide tipped scabbling heads for fast production and long service life
- 4,000 light blows per minute for fast production without damaging the underlying substrate
- Trelawny Vibro-Lo™ vibration reduction system for protection of operators



## Handheld Scabblers

### SC1

#### PNEUMATIC SINGLE HEAD SCABBLER

Sturdy top cap design for easy maintenance and reassembly.

#### APPLICATIONS

- Removal of laitance
- Roughening and exposing aggregate
- Preparing joints and cracks
- Removing existing coatings
- Reduction and levelling

#### FEATURES

- Single replaceable tough carbide tipped piston for fast production & long service life
- Trelawny Vibro-Lo™ vibration reduction system for operator safety.



### SC3

#### PNEUMATIC TRIPLE HEAD SCABBLER

Ergonomic back handle for easy operation.

#### APPLICATIONS

- Removal of laitance
- Roughening and exposing aggregate
- Preparing joints and cracks
- Removing existing coatings
- Reduction and levelling

#### FEATURES

- 3 Replaceable tough carbide tipped piston for fast production and long service life



## Pole Scabblers

### LPS55

#### POLE SCABBLER

The LPS55 is a powerful long reach scabblers for vertically preparing hard to reach areas.

#### APPLICATIONS

- Heavy scabbling of hard to access areas such as below re-enforcement bars and between shuttering
- Scabbling of corners, edges and joints
- Fast removal of material

#### FEATURES

- Replaceable pin fit carbide tipped scabbling heads
- Long handle for extended reach into inaccessible areas
- Hand guard to protect operator



Scabblers Type	Floor Scabblers		Handheld Scabblers		Pole Scabblers
Model	MHS5	MHS11	SC1	SC3	LPS55
Cutting Width (mm)	290	250	–	–	–
Blows per Minute (BPM)	1300 x 5	2200 x 11	2800	2800 x 3	1100
Air consumption (lps-cfm)	38 - 80	26 - 55	5.6 - 12	7.5 - 16	11.6 - 24.6
Weight (kg)	114	72	2.85	4.7	13.4



## DESCALING PRODUCT

### 3BPG-NEEDLE & CHISEL SCALER

Simple, robust design offering reliable, long lasting service.

#### APPLICATIONS

- Removal of coatings, corrosion and other accumulated materials
- Slag removal and stress relieving welds
- Cleaning concrete prior to repair
- Cleaning mixers, formwork and machinery

#### FEATURES

- Heavy duty, easy to handle Pistol grip design
- 28 x 3mm needles
- Dust shroud attachment available
- Requires no additional tools for changing needles/chisels



## SURFACE STRIPPER

### LR-LONG REACH STRIPPER

Eliminate the need for manual labour, quite literally a back saver!

#### APPLICATIONS

- Tiles removal
- Removal of ice, residues and other adhesives
- Removal of carpet, lino
- Chemical spillage removal
- Bituminous products removal

#### FEATURES

- Quick change chisel release
- Unique 'LITE' range: Lightweight models
- Available in 2ft, 4ft, 5ft and 6ft lengths
- Three tools in one: chipping, scraping, de-scaling
- Requires only 4.5 CFM of air: extremely cost effective needing only a small portable compressor
- Perfect tool for equipment hire companies



Model	3BPG Needle Scaler
Needle Quantity	28 X 3 mm
Blows per Minute (BPM)	2200
Air consumption (lps-cfm)	3.8 - 8.0
Weight (kg)	3.7

Model	4ft Std	4ft LITE
Length (mm)	1100	1100
Blows per Minute (BPM)	2200	2200
Air consumption (lps-cfm)	2.1 - 4.5	2.1 - 4.5
Weight (kg)	6.2	3

## INDUSTRIAL DUST COLLECTOR

## المكانس الصناعية

### Vacuum A45

The A45 is a real over performer in its segment.



#### APPLICATIONS

- Perfect partner for small to large sized surface preparation equipments
- Also ideal for use with many other types of construction equipment with options for dust extraction
- General cleaning of fine dust in many other industries

#### FEATURES

- 60 litre capacity for collection of dust and liquids
- Filter cleaning mechanism with vacuum gauge to ensure optimum performance
- Three single phase motors for performance & usability
- Class M primary filter with optional HEPA filter
- Detachable bin with option to use disposable bags
- Complete with 50mm tool kit

Model	Industrial Vacuum A45 230v
Capacity (litres)	60
Single phase motors (N)	3
Output Power (Hp - kW)	4.6 - 3.5
Output Flow (M3 per h/Lt per sec)	540 - 150
Vacuum Rate (mm.H2O)	2500
Weight (kg)	65



THE KASBAH RESIDENTIAL COMPLEX - AR RIYADH - BLOCK CUTTING

مجمع القصبة السكني - الرياض - قص البلوك



LISSMAC MBS



## COMPACTCUT 201 P

IDEALLY SUITED FOR SMALL AND MEDIUM  
SIZED REPAIR WORKS IN ASPHALT AND  
CONCRETE

مثالية ومناسبة لأعمال الإصلاح والترميم  
الصغيرة والمتوسطة للخرسانة والاسفلت



200mm | 200 ملم

## FEATURES

- Robust and compact construction
- Blade can be raised or lowered
- Smart spindle prevents damaging of the saw blade
- Adjustable cutting depth
- Built in water tank
- The water cooling system provides cooling gives more performance to the blade
- Easy access to engine and cutting shaft
- Parking brake
- Height adjustable handles

Model	COMPACTCUT 201 P
Cutting depth	200 mm
Cutting depth setting	Stepless threaded spindle with depth gauge
Saw blade Ø max	500 mm
Saw blade holder	25.4 mm
Drive motor	HONDA Petrol 1-cylinder
Output power max.	8.7 kW, 11.8 hp
Saw blade speed	2500 1/min
Dimensions (L/W/H)	1100/620/1020 mm
Weight	108 kg

## COMPACTCUT 900 P

## POWERFUL AND COMPACT FLOOR SAW FOR CHALLENGING BUILDING SITE CONDITIONS

Demands borne from experience in the field have been taken into account with the development of these agile power houses. Tried and tested by the professionals, the floor saws are impressive in their price/performance ratio, their robust mechanics and ease of operation.



320mm | 320 ملم

## FEATURES

- Compact floor saw with scissor technology
- Saw blade drive can be switched off mechanically –safe moving and set up of the machine
- Drive via Hydrostat guarantees smooth and controlled operation of the machine
- Optimum power transfer with high performance V-belts
- Warp-resistant sheet frame construction
- The compact design and balanced chassis permit easy manoeuvring around the construction site
- The low centre of gravity ensures a precise saw cut
- Very good straight cut thanks to the adjustable rear axle
- Electro- hydraulic lowering and raising of the saw blade with a threaded spindle with cutting depth indicator prevents damage to the saw blade
- Height adjustable handles allow for ergonomic operation
- Saw hood front can be raised for intersections
- Rapid changeover from left to right-hand cutting
- Easy access for prevalent maintenances (air filter, battery, oil filter, fuel filter) due to the perfect drive unit position
- Parking brake and neutral (free-wheeling) comes as a standard feature

Model	COMPACTCUT 900 P
Cutting depth max.	320 mm
Cutting depth setting	Electrohydraulic with depth gauge
Saw blade Ø max	800 mm
Saw blade holder	25.4 mm
Drive motor	Briggs+Stratton petrol 2-cyl.
Output power max.	26.1 kW, 35 hp
Saw blade speed	1750 1/min
Dimensions (L/W/H)	1370/820/1120 mm
Weight	539 kg
Left/right cut	yes

## MULTICUT 500

LISSMAC

### DIESEL FLOOR SAWS – ROBUST HIGH-PERFORMANCE TECHNOLOGY FOR CUTTING CONCRETE AND ASPHALT

منشار أرضيات يعمل على الديزل بتقنية روبوست للأداء الأقصى لنشر الخرسانة والاسفلت



400mm 400mm

#### FEATURES

- Optimum power transfer with 10 high performance V-belts
- The compact design and balanced chassis permit easy manoeuvring around the construction site
- The extremely low centre of gravity ensures a precise saw cut
- Very good straight cut thanks to the adjustable rear axle
- Lifting and lowering of the saw blade is controlled electrohydraulically
- Handles are height adjustable
- Saw hood front can be raised for intersections
- Rapid changeover from left to right-hand cutting
- Easy access for the usual service and maintenance tasks (air filter, battery, oil and fuel filter)
- Parking brake, operating hours counter and neutral (freewheeling) mode are standard

Model	MULTICUT 500
Cutting depth max.	400 mm
Cutting depth setting	Electro hydraulic/smoothly adjustable
Saw blade Ø max.	1000 mm
Saw blade holder	25.4 mm
Drive motor	DEUTZ Diesel 3-cyl.
Output power max.	34.5 kW/ 47 hp
Emission level	EU IIIA / US T3
Cutting gear forwards	Hydrostatic stepless 0-50 m/min
Cutting gear reverse	Hydrostatic stepless 0-35 m/min
Saw blade speed	1500 1/min.
Left and right cut	Yes
Dimensions (L/W/H)	1250/960/1210 mm
Weight	768 kg

## MULTICUT 800

### RUGGED FLOOR SAW FOR TOUGHEST CONSTRUCTION SITE USE

منشار الأرضية الوعرة لأقصى ظروف مواقع البناء



515mm 515mm

Model	MULTICUT 800 G
Cutting depth max.	515 mm
Cutting depth setting	Electro hydraulic/stepless
Saw blade Ø max.	1200 mm
Saw blade flange	35 mm (6 x M12 - TK 120 mm)
Traction drive forward	Hydrostatic stepless 0-60 m/min
Traction drive reverse	Hydrostatic stepless 0-60 m/min
Drive motor	Kubota turbodiesel 4-cylinder
Cooling	Water cooled
Output power max.	44 kW/ 60 hp
Saw blade speed	1550 / 970 1/min.
Saw blade speed optionally	2500 / 1550 1/min.
Saw blade transmission	V-belts
Dimensions (L/W/H)	1680/1050/1360 mm
Weight	935 kg

#### FEATURES

- Torsion resistant frame design with a low Centre of gravity
- Long wheelbase distance for high lateral stability
- The smooth stub axle steering system allows for cutting corrections without physical strain, & for quick & easy set-up and/or moving of the floor saw
- Quiet, water-cooled Kubota 4-cylinder turbodiesel engine
- Large v-belt drive
- Fast and simple V-belt exchange makes changeover to a second rotation speed possible. Change to other rotation speeds by removing/inserting the saw blade shaft. Helps in cutting normal and green concrete.
- Large saw blade shaft bearings with special seals for longer life span.
- The air intake is on the operator's side, which means only clean air is taken in.
- Gentle, easy to control start-up of feed speed due to hydrostat and low-maintenance chainless gear box
- Feed lever with one-hand operation, which can be changed for left and right hand cut
- Optional stepping platform attachment, flexibly positionable in line with the control panel
- Electro hydraulic saw blade lift

#### BASIC VERSION MULTICUT G:

- Rotation speed 1550/970 rpm, gearbox (clockwise/counter-clockwise rotation and neutral position), flange spraying system

## ATS 350 B 120

### HIGH QUALITY BRIDGE SAW FOR BUILDING AND LANDSCAPE CONSTRUCTION

منشار جسري عالي  
الجودة للبناء والأرضيات الطبيعية



Exclusive use of aluminum, stainless steel and plastic makes the ATS masonry saw exceptionally light, sturdy, and virtually rust free. Suitable both for straight cuts and mitre cuts for angle cutting of bricks, stones, granite, marble, and natural stone plates up to 45°.

التطبيق: الرخام، الأحجار الجيرية، وجميع الصخور الطبيعية والسيراميك

**Application:** Marble, Lime Stone, Granite, Other Natural Stones and Ceramic Tiles.

#### FEATURES

- High quality low maintenance construction
- Simple handling due to lightweight design
- Stable and resilient aluminium frame with exact table design for precision stone cutting
- Suitable for mitre cuts from 0° to 45°
- Hand crank drive unit for consistent cutting feed
- High stability of the saw head with ball bearing mounted stainless steel guidance system
- Narrow saw blade cover allows for clear view of the cutting line
- High-quality adjustable angle stop bracket
- On/off switch with separate emergency stop push button, user-friendly in a protected location
- Adjustable table legs simplify transport
- Set of wheels included for enhanced mobility at construction site

## DTS 600

### SOLID MASONRY SAWS FOR UNIVERSAL CONSTRUCTION JOB SITE USE

مناشير البناء الصلبة للاستخدام في مواقع البناء المتنوعة

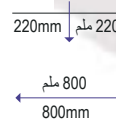
The DTS masonry saw meets all the requirements for professional, reliable and continuous use on construction sites.

التطبيق: الرخام، الغرانيت، بلاط السيراميك، الخرسانة، بلاط الموزاييك والخرسانة

**Application:** Marble, Lime Stone, Granite, Ceramic Tiles, Concrete, Mosaic Tiles and Concrete with reinforcement.

#### FEATURES

- The LISSMAC water spraying system guarantees optimum saw blade cooling and immediate removal of debris with very low water consumption and follows to the current safety regulation
- Table saw with stationary cutting head
- High quality maintenance-free design
- Welded steel construction and powder-coated water tank with exact table support for precise stone cuts
- Galvanised, foldable table legs for quick and compact transport
- Standard wheel set simplifies moving on the building site and loading in a vehicle
- With roller table equipped with safety catch and locking mechanism
- Integrated water pump transport lock
- Best transport option by using flexible (back/front) rubber handles
- Exact, smooth running cutting table with adjustable rip guide
- Simple saw blade change via removable saw hood Cover



Model	DTS 600
Cutting depth standard/max.	150 / 220 mm
Cutting length	800 mm
Saw blade Ø standard/max.	450 / 600 mm
Saw blade holder	25.4 mm
Output power max.	3.6 kW
Voltage	400 V
Saw blade speed	1400 1/min.
Protection class	IP 54
Dimensions (L/W/H)	1600/800/1600 mm
Weight	946 kg



## DIAMOND MASONRY SAW - PROFESSIONAL SAWING TECHNOLOGY FOR LARGE SIZED STONES

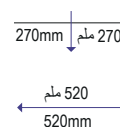
-منشار البناء بالألماس

تقنية القص الاحترافي للصخور الكبيرة الحجم

The ideal combination of the latest technology and a well-thought-out, user-oriented design make the DTS an all-round saw for daily use on construction sites. The innovative sawing technology and precise saw head guidance guarantee exact cuts, low saw blade wear and a high degree of stability of the saw head.

التطبيق: الرخام، الحجر الجيري، الغرانيت، الخرسانة، حجر الأرصفة والخرسانة المسلحة

**Application:** Marble, Lime Stone, Granite, Concrete, Kerb Stone and Concrete with reinforcement.



### FEATURES

- Low-maintenance construction fit for the building site
- Excellent stable value and operational reliability
- Exacting table layout for precision stone cutting
- Stable and resilient frame
- Galvanised sawing table with imprinted scale
- Table guidance profile and rollers made of durable, high-strength steel
- Perfect saw blade cooling and immediate removal of sawing debris with the optimum water feed system
- Easy removal of the water pump (e.g. for cleaning or to avoid freezing)
- Water bath removable from the rear
- Direct drive (pancake motor) – no v-belts – no wear – direct power transmission
- Including LISSMAC diamond cut-off disc for bricks/lime stone (DTS 700: Ø 700 mm)

Model	DTS 700
Cutting depth max.	270 mm
Cutting Length	520 mm
Saw blade Ø max	700 mm
Saw blade holder	60 mm
Protection class	IP 55
Saw blade speed	1400 1/min
Table width	630 mm
Dimensions (L/W/H)	1520/940/1430 mm
Weight	230 kg

## MBS

### CELLULAR CONCRETE BAND SAWS

مناشير الخرسانة الخلوية

Cellular concrete band saws from LISSMAC are designed especially for processing porous concrete as well as various bricks and have proven themselves on all types of construction sites worldwide. The different models in the MBS product line allow LISSMAC to offer their customers the greatest possible labour saving and highly precise stone cutting technology.

### FEATURES

- Perfect for porous concrete and bricks
- Direct drive saw band wheels reduce maintenance work
- A generous opening in the lower saw roller box enables the debris to pass easily
- Constant, optimum tensioning using an automatic saw band tensioner for optimum cutting accuracy and reduced risk of saw band breakage
- Short saw band changing times – with quick-coupling, the saw table can be opened with one hand movement
- Automatic saw cut-off – no unnecessary saw band stress, as the saw belt only runs when actually sawing
- The wheel set allows the band saw to be moved easily by one person



Model	MBS 510	MBS 650	MBS 760
Cutting Height	510 mm	650 mm	760 mm
Cutting Length	700 mm	700 mm	700 mm
Motor Output	1,1 kW / 400 V 1,5 kW / 230 V	1,1 kW / 400 V 1,5 kW / 230 V	1,1 kW / 400 V
Saw Roller Ø	500 mm	500 mm	550 mm
Saw Table Dimensions (L/W)	920/710 mm	920/710 mm	920/1175 mm
Loading Capacity Saw Table max.	50 kg	50 kg	200 kg
Dimensions (L/W/H)	1080/750/1840 mm	1080/750/1975 mm	1560/985/2215 mm
Weight	173 kg	175 kg	367 kg

## CDM 33 W

## POWERFUL DIAMOND CORE DRILLING MACHINES FOR WET DRILLING

## مكائن حفر بالألماس عالية القوة للحفر الرطب

With their compact, robust design, the CDM 33W provide reliable, user-friendly, professional wet drilling every day on the construction site. The careful design of the safety clip secures the core drill in the harsh construction site environment as well as acting as a functional handle for daily transport and simple mounting on drilling stands.



## FEATURES

- User-friendly – three gear levels permit optimum speed selection adapted to the specific core drill diameter
- Drill bit mounting with integrated spindle guard
- Electromechanical on/off switch on the control box is quick and easy to operate even in difficult situations
- The careful design of the safety clip secures the core drill in the harsh construction site environment as well as acting as a functional handle for daily transport and simple mounting on drilling stands..

## MULTI-TRONIC

- Overload protection for the highest possible operating comfort and long service life
- Integrated smooth start makes operation easier when starting the drilling process
- Maximum safety due to electronic and mechanical overload coupling as well as additional thermal overload protection

Model	CDM 33 W
Rated power	3300 W
Output power	2550 W
Voltage	230 V/50-60 Hz
Rated current	16 A
Speed without load	360/680/1050 1/min.
Speed fully load	220/420/650 1/min.
Core drill Ø stationary	350/160/100 mm
Core bit connection	1 1/4" UNC
Drill motor holder	UNIVERSAL mounting plate
Dimensions with clip (L/W/H)	541/181/194 mm
Weight	13.3 kg

## CORE DRILLING STAND

## قاعدة حفر الأساس الإسمنتي

## CDR 342



Lightweight, functional and compact diamond core drilling stands up to 342 mm for daily use on construction sites

## CDR 501



Robust and powerful diamond core drilling stands for powerful professional use up to 500 mm

## PIPE DRILLING

## ماكينة حفر الأنابيب



Versatile diamond core drilling stand and diamond core drilling machine for pipe drilling up to 350 mm

## CORE BIT

## ريشة الحفر



Drilling - Ø 42 - 300 mm  
Core bits for concrete

## إبحث عن شفرات الألماس المثالية لأعمالكم FIND THE IDEAL BLADE FOR YOUR APPLICATION

أي مواد أريد للعمل بها؟

### Which material do you want to work with?

To simplify your search for a suitable tool, we have developed a color guide system to give a snap overview. There are 9 material types in total:

لسهولة البحث عن العدد المناسبة، قمنا بتطوير نظام دليل ملون لتلقوا نظرة سريعة. يوجد 9 أنواع من المواد اجمالاً

الأسفلت ASPHALT	السيراميك CERAMICS	أحجار الجلب ABRASIVE
الخرسانة CONCRETE	الأحجار الجيرية والرملية SAND-LIME STONE	الخرسانة الجديدة FRESH CONCRETE
الأحجار الطبيعية NATURAL STONE	الصخور القاسية HARD STONE	الحديد IRON

أي ماكينة ترغب بالعمل بها؟

### Which machine do you want to work with?

The pictograms will help you with a snap selection:

الصور التخطيطية سوف تساعدكم بالاختيار السريع

منشار الطاولة Table saw	منشار زاوية Angle grinder	منشار قطع Cut-off grinder	منشار أرضي Floor saw

## APPLICATION TABLE

Tool type					Asphalt	Concrete	Natural stone	Ceramics	Sand-lime stone	Hard stone	Abrasive	Fresh concrete	Iron
TL Abrasiv		•									+++		
KSP 201											+++		
TL Asphalt			•	•	+++						+		
TL Beton Laser	•	•	•	•		+++							
GSWD 10	•		•			++	++						
TL Granit	•	•	•			++	+++						
TL Turbo Univ.	•	•	•			++	++	++					
TL Fliese	•	•						+++					

+ suitable to only a limited extent  
++ recommended  
+++ optimal recommended

Wet cutting

Dry cutting

**DETENS** Silent core

**SILENT** Sandwich core




### TL ABRASIV

Cutting - Ø 115 - 230 mm  
For abrasive materials



### KSP 201

Cutting - Ø 600 - 900 mm  
For autoclaved aerated concrete blocks




### TL ASPHALT

Cutting - Ø 300 - 600 mm  
For asphalt, with inclined protection segments




### TL FLIESE

Cutting - Ø 115 - 350 mm  
For tiles, dutch tiles, ceramics




### GSWD 10

Cutting - Ø 230 - 450 mm  
Sandwich diamond blades for granite, natural and artificial stones, concrete



### TL GRANIT

Cutting - Ø 230 - 450 mm  
For granite, natural and artificial stones



### TL TURBO UNIV.

Cutting - Ø 115 - 350 mm  
For granite, bricks, ceramics, hard stoneware, fired tiles



### TL BETON LASER

Cutting - Ø 115 - 600 mm  
For concrete, reinforced concrete and construction materials

## SANDBLASTING MACHINES

A COMPLETE RANGE ADAPTED TO EVERY WORKS OF BLASTING

### FEATURES

- Media flow control valve with opening indicator
- All couplings
- Safety valve
- Primary moisture separator
- Loading skid for protection and handling
- Automatic closure
- Closing cone protection
- Draining trap door
- Remote control CE



Model	SE 24	SE 50	SE 100	SE 130	SE 170	SE 200
Automatic pop-up valve	▪	▪	▪	▪	▪	▪
Pressure of use in BAR	8	8	8	8	8	8
Capacity in liters	24	50	100	130	170	200
Length in mm	550	800	800	1050	1050	1050
Height in mm	790	950	1240	1065	1190	1315
Width in mm	610	660	660	800	800	800
Weight in kg	45	66	74	110	115	120
Wheels Ø 250 mm	▪	▪	▪			
Wheels Ø 400 mm				▪	▪	▪
Draining trap door	▪	▪	▪	▪	▪	▪
Blast outlet coupling	Claw coupling 3/4	Blast hose coupling 1 1/4'				
Media flow control valve	S 812	S 898				

## HELIOS - INDUSTRIAL VACUUM CLEANER

HIGH-POWER PNEUMATIC VACUUM CLEANER



### FEATURES

- Recycling tank capacity: 70 litres. Ideal to vacuum abrasive, rubble, sawdust, powder, etc....
- Easy use, washable filter, removable emptying tank
- Manual dust removal
- 100 % pneumatic



Model	Ref C540 vacuum kit
Length	900 mm
Width	660 mm
Height	1600 mm
Weight	137 kg
Recovery tank capacity	70 litres
Filter pocket	16,5 m2
Air consumption	230 m3/h with air nozzle Ø 8 mm
Air consumption	370 m3/h with air nozzle Ø 10 mm



## D080 - SANDBLASTING CABINET



### ABRASIVE BLAST CABINET WITH INTEGRATED DUST COLLECTOR

#### FEATURES

- **Work screen**  
One-piece, max. holds up to 100 kg
- **Gun-holder**  
Adjustable, secured on left wall
- **Sandblasting switch**  
Pneumatic foot pedal
- **Cabinet door** : Lift-off one-piece swing type door assembled on the right side of cabinet allowing a passage of 500 x 500
- **Window** : No blind spot, including: 1 polycarbonate window, thickness 4 mm, fitted in a sealed profile and 1 polycarbonate wear sheet, thickness 1 mm, secured in a tilting frame, very easy to replace
- **Lighting** : 1 18 W 220 V fluorescent waterproof bowl power supply, unbreakable methacrylate, dust-free ceiling light
- **Electric board** : Waterproof box on top of cabinet. Equipment: 1 light switch + protection (for suction unit and lighting) against overloading and short-circuits + 30 mA differential protection



Model	D080
Weight	75 kg
Compressed air connection	3/4 gas
Gun Operation	suction system
Sandblasting nozzle	Ø 6 ou 8 mm
Air nozzle	Ø 2 ou 3 mm
Airflow	from 13 m3/h to 30 m3/h at 7 bars

## F1000 - DUST COLLECTOR

### DUST COLLECTOR WITH MANUAL DUST REMOVER



#### FEATURES

- With sound level < 69 db, the F1000 dust collector collects the airborne particles outside the cabinet
- A cartridge type filter activated by a manually operated push button enables unclogging

Model	F1000
Airflow	1000 m3/h
Engine	0.37 KW three-phase
Filter surface	7,5 m2

## SANDBLASTING CONTAINER


### FOR SANDBLASTING AND FREE JET SHOTBLASTING WORKS

#### FEATURES

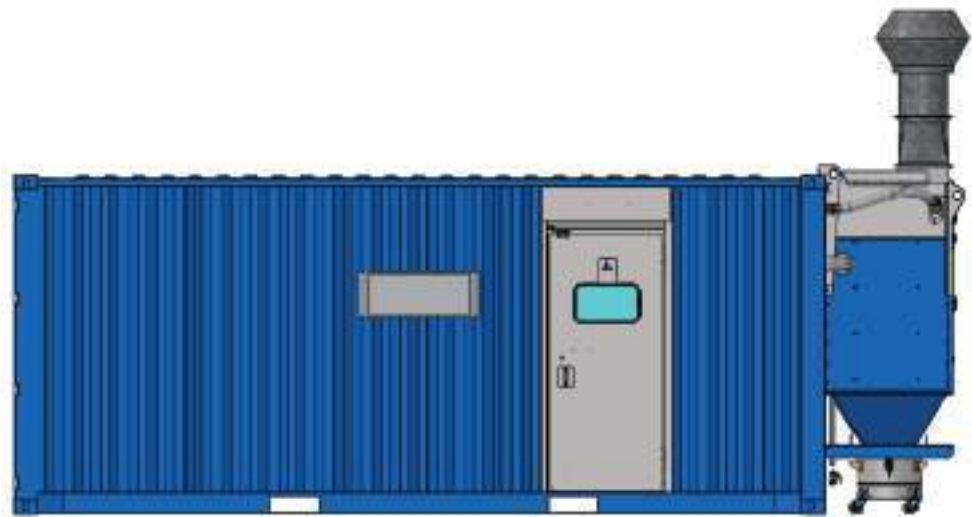
- 2 models available in 6 and 12 m
- Mobile and easy to use
- Secured and waterproof

Model	C200	C400
Full length	6 m	12 m
Overall height	2,43 m	2,43 m
Sandblasting space	3,80 m	3,80 m
Length	from 3,50 to 6 m	from 6 to 12 m
Width	2,30 m	2,30 m
Height	2,38 m	2,38 m

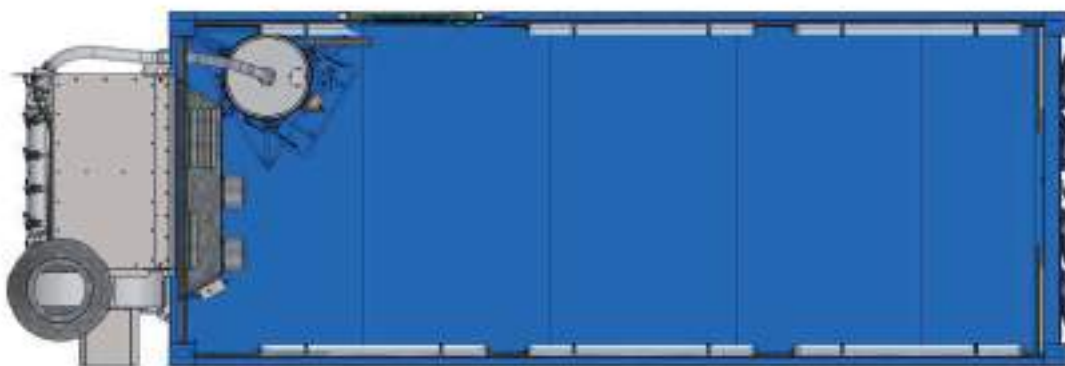




FRONT VIEW



SIDE VIEW



TOP VIEW





## CABILUX Series - SMALL TO MEDIUM SIZE BLASTROOMS


CABILUX Series are small and medium-size blastrooms requiring no foundations, dedicated to surface preparation and finishing of small and medium-size workpieces from a few to several meters in length.

## FEATURES

- CABILUX blastrooms need no foundations
- Exceptionally durable and cost effective FlexMatic recovery floor
- Control box including advanced safety functions and operator-friendly software
- Smooth control of working pressure by means of the RACK system
- Access to the blastroom in a fully tailored to customer needs



## BLASTLUX Series - MEDIUM TO LARGE SIZE BLASTROOMS



BLASTLUX series are medium and large-size blastrooms dedicated to surface preparation and finishing of large-size or heavy-weight workpieces, up to tens of meters in length and hundreds of tons in weight.

## FEATURES

- Exceptionally durable and cost effective FlexMatic recovery floor enables to build the blastroom without deep and expensive foundations
- Control box including advanced safety functions & operator-friendly software
- Smooth control of working pressure by means of the RACK system
- Access to the blastroom in a fully tailored to customer needs

## PAINT BOOTHS

## Combined Painting and Drying Booths

Painting and drying booths are available in a variety of sizes according to customer needs.

Painting & drying booths represent a profitable investment for clients needing high efficiency painting solutions. The drying rate in a drying booths is several times higher than outside the booths and reduces the drying time.



SciTeeX offers two types of painting and drying booths depending on ventilation type:

- VENUS Series with vertical ventilation
- DIANA Series with horizontal ventilation

## FEATURES

- **Modern technology** : (dust-free operation, paint overspray collection system, stable spraying temperature, elevated drying temperature) Control box including advanced safety functions and operator-friendly software
- **High production efficiency** : (weather condition independent operation, elevated temperature in the drying phase)
- **Safety and hygiene of work** : (daylight-grade illumination, fire safety, efficient ventilation rendering operator's individual respiratory protection equipment redundant)
- **Low operation cost** : (reduced operating costs owing recirculation of warm air in the drying phase)
- **Environmental friendly** : (efficient dust collection, low solvent vapor concentration, low air pollutant emission)
- **Limited operating area requirement** : (minimized production area)



VENUS Series with vertical ventilation



DIANA Series with horizontal ventilation





## A200 Archimede Tinting Machine

### Sequential Dispense Automatic Colorant Dispenser

The A200 Archimede incorporates HERO's new patented Progressive Cavity Pump (PCP) dispensing technology. This new, innovative, and revolutionary pump design allows HERO to offer the first truly low maintenance automatic colorant dispenser. In fact, we believe it offers the lowest cost of ownership available on the market today. The A200 Archimede is so simple to repair that an entire dispense circuit can be replaced without tools or special training in less than 5 minutes. In addition, the A200 Archimede will further reduce your yearly maintenance cost as it does not suffer calibration drift like other competing technologies.

Thanks to this technology's ability to reverse the flow of colorant through the pump, HERO has also solved the problem of colorants drying in the nozzles. This feature is referred to as draw back & at the end of each dispense the pump reverses rotation, sniffing - back the colorant inside the nozzles. This minimizes contact of colorant with air. The unit is also equipped with a automatic humidifier cap which helps keep the nozzles moist.

Colorants are dispensed in a consecutive, continuous flow sequence thus reducing dispense time. A200 Archimede also offers precision unmatched by its rivals. This unit will dispense down to 1/1000 of a fluid ounce (0.03 ml)! It also operates within a +/-1% error on average dispenses. Yes, this unit is so precise it can be used to tint sample color testers!.



#### ADVANTAGES

- Unbeatable precision and productivity (better than a gear pump system)
- Unmatched durability & low maintenance cost (Similar to a piston pump system)
- Simple to repair, a complete dispense circuit can be replaced in less than five minutes without the need for special tools or training
- Calibration drift free, Simple to use, Unbeatable quality/price ratio
- No remodeling required as this unit is designed to fit in the same footprint of your old manual dispenser. 32" (81.25cm) Diameter

#### PROBLEMS SOLVED

- Low maintenance and service costs
- Capable of dispensing difficult products
- colorant won't dry in the nozzles
- Much improved durability and pump life compared to gear drive units

#### ERGONOMICS & EASE OF USE

- Canisters are mounted on a rotating frame to facilitate ease of colorant re-filling
- Low refill height 37" (94 cm) ideal for staff of any height
- Top can be used as a desk to hold a computer and monitor (height is at a comfortable 45.5" (116 cm))
- Space saving compact design

Model	A200 Archimede™ - Sequential
Dispense System	A200 - Continuous flow consecutive dispense
Number of circuits	Up to 16 or 24 - 24 circuit unit can accommodate 2 complete 12 colorant color systems
Dispense technology	Progressive Cavity Pump (PCP). This technology eliminates the need for valves while offering a level of precision unmatched by other volumetric dispensers
Compatibility	Water-based or Universal Colorants or Solvent Colorants
Canister size	2.2 quarts (2 liters)
Max flow rate	6.8 oz per minute (0.2 L/min)
Average precision	+/-1% results are colorant dependent
Minimum dispense quantity	Down to 1/1000 fl. oz. (0.03 cc)
Nozzle capping system	Fully automatic humidifier cap
Can in place sensor	Photocell can sensor

## Manual Clamp Gyroscopic Mixer

The S2850M Fusion Gyro is HERO's latest addition to its paint mixer family. The Fusion is specifically designed for use with hard to mix highly viscous paints. It can handle round or square individual cans from 1 pint to 5 gallons.



### ADVANTAGES

- Front roller makes the unit easy to load. Slotted rubber bottom plate for easy can centering and solid container support. Optional metal bottom plate available for roller line loading
- Suitable for mixing non-explosive paints in metal or plastic containers of different sizes and shapes from 7" to 16" in height and up to 13" in width
- Door safety lock - unit will not mix with door open.  
Door cannot be opened while operating.
- User friendly and simple controls
- Built in bail handle support on top clamp plate
- Easy to use and maintain, built in cycle counter for
- Reinforced sliding front door for easy access and can loading
- Available with simple 6 minute mechanical timer or advance digital timer & display
- Carriage lock holds shake frame in place while unit is loaded
- Equipped with 3 wheels for easy installation and 4 leveling feet
- Unique paint containment system to catch spills
- Can load height designed to work with standard height roller lines (19.75" to 20.75")
- Emergency stop - cuts power to machine immediately

Model	S2850M - Fusion™ Gyro
Maximum can height	400 mm
Maximum clamping clearance	407 mm
Minimum can height	70 mm (185 mm with pail holder installed)
Maximum can diameter	340 mm
Can clamping	manual
Door	plastic shutter with metal bars for safety
Emergency Switch	yes
Door safety lock	yes
Timer	mechanical (up to 6 min)
Rotation direction (viewed from front)	counter - clockwise
Main motor	1 Hp. 1425 rpm (230 V)
Speed ratio - can holder ass'y	bottom plate 1 : 2
Stirring velocity	single speed - all cans, can holder ass'y - 100 rpm (nominal), can spin - 200 rpm (normal)
Weight	200 kg

## HIGH SPEED DISPERSER

IEC

### FM Series - Floor Mounted



- Designed for dispersion or mixing of different rheology behavior exhibiting products like paint, ink, adhesive and polymer.
- Typically handles viscosity up to 25,000cP.
- Ideal for heavy duty and rugged application
- Precisely engineered for vibration free and low noise operation.
- Reliable and easy maintenance hydraulic lift mechanism allows usage of mobile tanks
- Available in fixed speed or frequency inverter driven variable speed.
- Suitable for installation & operation in Hazardous Area Zone 1 Classification or Safe Area.
- ATEX compliance to II 2GD c IIB T3 is available on request.

Model	HSD-FM-F1		HSD-FM-F2					HSD-FM-F3				HSD-FM-F4	
Main Motor Power (kW)	4	5.5	7.5	11	15	18.5	22	30	37	45	55	75	90
Maximum clamping clearance	100 ~ 400		200 ~ 600			400 ~ 1000			600 ~ 2000			1000 ~ 2000	

OR CUSTOM DESIGN & BUILT TO SUIT YOUR PROCESS REQUIREMENT

## MULTI - SHAFT DISPERSER

### MSD Series

- Designed for dispersion or mixing of different rheology behaviour exhibiting products like paint, ink, putty, adhesive and polymer.
- Typically handles viscosity up to 500,000cP.
- Ideal for high viscosity product which demands heavy duty and rugged construction.
- Precisely engineered for vibration free and low noise operation for big batch production.
- The hydraulic lift and swing mechanism available for usage of single or multiple tanks.
- Vacuum dispersion or mixing is available on request.
- Available in fixed speed or frequency inverter driven variable speed.
- Suitable for installation and operation in Hazardous Area Zone 1 Classification or Safe Area.
- ATEX compliance to II 2GD c IIB T3 is available on request.



## HORIZONTAL MILL

### HE Series




- HE series horizontal disk mill is a high efficiency mill designed for automotive coating, CED coating, epoxy coating, plastic coating, flexo ink, gravure ink and other demanding grinding requirement.
- HE series has been field tested and proven over the years for :-  
- Narrow particle size distribution - High colour strength development - Higher flow-rate.
- Grinding Disk Peripheral Speed : 11 ~ 16m/s.
- Suitable for circulation or passing grinding.
- Engineered beads separation screen which permits higher flowrate.
- High heat transfer rate between chill water and the mill base.
- Highly instrumented for safe, user friendly and unmanned operation.
- Designed for Hazardous Area or Safe Area application.
- For Hazardous Area application, the electrical components will be in compliance with ATEX Directive 94/9/EC, NEC Codes or Local Regulation.

Model	HE-0.6	HE-1.7	HE-5	HE-10	HE-15	HE-20	HE-30	HE-50	HE-60	HE-100	HE-250
Chamber Capacity (L)	0.6	1.7	5	10	15	20	30	50	60	100	250
Mill Motor Power (kW)	4	4	11	15	15	22	30	37	45	75	90
Typical Flow (L/h)	1~30	2~60	40~120	50~250	60~350	90~550	120~700	250~1400	300~1800	500~2800	700~5000



## BSB Series



### FEATURES

- Ideal for small batch and frequent colour change
- High Efficiency
- Easy Cleaning
- Variable speed
- Simple operation, user friendly
- Timer control for grinding time
- Built-in safety features
- Product movement is by radial acceleration of the grinding disk or pegs
- Product is drawn in from the upper side of basket and is radially and axially discharged from the side screen and bottom screen respectively.

	Disk – Impeller			Peg - Impeller		
Model	BSB-D-10	BSB-D-20	BSB-D-40	BSB-P-10	BSB-P-20	BSB-P-40
Power Option (kW)	7.5 or 11	15 or 22	30 or 37	15 or 22	30 or 37	45 or 55
Capacity (L)	100~200	200~400	400~800	100~200	200~400	400~800
Viscosity (cP)	200~1200			200~8000		

# SOLVENT RECOVERY PLANT



### FEATURES

- Recycle valuable resources
- Cost Savings
- Highly efficient and economically viable
- Safe and health hazard free
- Recovery by batche
- High boiling point solvents can be distilled by using vacuum system
- Fully explosion proof compliance
- Fully safety compliance
- Self cleaning designs are available.
- Easy to operate.



Model	SRS-50	SRS-100	SRS-200	SRS-400	SRS-800	SRS-1000
Batch Size (L)	50	100	200	400	800	1000

# TURNKEY PROJECT



## FILLING AND PACKING EQUIPMENTS

Special machinery to fill liquid products in rigid containers, proper studied for the chemical and food Industry.

The IMMEA solutions are applicable both for “normal” environments and for dangerous ones, as well: this by the realization of machine operated and controlled, by PLC (electronic) control, in ex-proof version..

### FEATURES

**The wide range of filling machine, by IMMEA, includes:**

- Semiautomatic and automatic
- By weight and by volume
- On line and rotative
- Normal and ex-proof version
- From thin product to paste

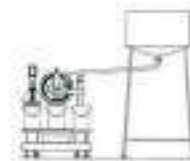
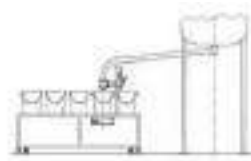
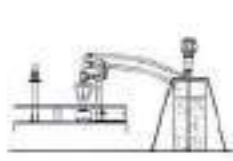
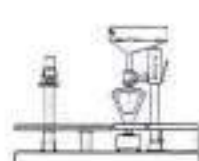
### Indicative Limit Ranges:

- Viscosity from 50 cp to 100.000 cp
- Volume from 50 cc to 30.000 cc
- Weight from 100 gr to 3.000 kg
- Output capacity up to 4.000 pcs/h of 1 lt
- Can size Ø min 60 mm Ø max 1.000 mm



### Selection chart

Model	Automatic	Semi Automatic	By Volume	By Weight	On Line	Rotative
DAV	•		•		•	
DAP	•			•	•	
GS	•		•			•
DSP		•		•	•	
DPC		•		•	•	
UVC		•	•		•	



## SMARTINT

### UNIVERSAL MACHINE COLORANTS



Smartint is a line of Universal Machine Colorants for point-of-sale tinting of Architectural Paints. It is a set of 16 colorants suitable for interior and exterior applications. The colorants are compatible with water based emulsion paints, latex paints, architectural alkyds and synthetic enamels.

#### FEATURES

- Excellent compatibility across a wide range of architectural paints
- Superior fastness to light and weather due to careful selection of pigments
- Good alkali resistance
- Strict control on specifications guaranteeing excellent reproducibility of color values
- Combination of high and low strength colorants enables optimum usage of colorant
- Selection of Interior and exterior colorants helps minimize cost
- Long Term stability
- Suitable for all types of dispensing machines

## TINTOL

### UNIVERSAL STAINERS



Tintol Universal Stainers are suitable for manual on-site tinting of Architectural Paints. They are formulated with a view to provide highquality, maximum product efficiency & tangible economics for achieving the desired colors. They are available in a range of 13 colors. Tintol stainers are suitable for use with water based emulsion paints, latex paints, synthetic enamels, water and oil based primers.

#### FEATURES

- High quality
- Cost effective
- Convenient to use
- Available in small packs of 50 ML, 100 ML & 200 ML
- 13 attractive colors which can be mixed & matched to achieve a range of attractive shades
- Ready for retail sale

## HYDRATINT

### AQUEOUS PASTES



Hydratint Aqueous paste is a line of water based pigment preparations suitable for in-plant tinting of water based architectural paints.

The colorants are suitable for coloring water based emulsion paints, latex paints, leather products, detergents

#### FEATURES

- High tinting strength
- Cost effective
- Easily dispersible due to good balance of wetting and dispersing agents and fine dispersion quality
- Consistent color values to give shade fidelity each time
- Pourable and pumpable
- Convenient for batch addition
- Long term stability

## I -TINT

### UNIVERSAL INDUSTRIAL COLORANTS



I-Tint colorants are universally compatible with various industrial resin systems such as Acrylics, Polyurethanes, Alkyds, Epoxies, Nitrocellulose etc. and hence help to save time and effort whilst meeting the demanding performance requirements of industrial applications. Ready RAL shade formulas are available.

I-Tint 5500 is a line of solvent-based Universal Industrial Colorants suitable for in-plant as well as point-of-sale tinting of solvent-based industrial coatings. I-Tint 5100 is available in a range of 13 colors which can be combined in different proportions to achieve hundreds of shades. I-Tint 5500 can be used in the application areas such as General Industrial Coatings, Protective and Maintenance Coatings, PU Wood Coatings, Floor Coatings, Aerosol Paints.

#### FEATURES


- Hi Colorant consistency
- Reduction in stock keeping units
- Lesser production cycle
- Easier and quicker catering of small orders
- Better customer service with less working capital
- Cost effective


## NOTES

This image shows a single sheet of white paper with horizontal ruling lines. The lines are evenly spaced and run across the width of the page. There are no margins, text, or other markings on the paper.



## OUR PARTNERS







#### AUTHORIZED SERVICE CENTER

مركز صيانة معتمد

#### DEMONSTRATION BEFORE PURCHASE

شرح وتجربة قبل الشراء

#### TRAINING FOR OUR CUSTOMERS

تدريب عملائنا على طرق الاستخدام

#### GENUINE & ORIGINAL SPARES

قطع غيار أصلية معتمدة

#### TRAINED & EXPERIENCED ENGINEERS

مهندسون خبراء و مدربين

#### SERVICE CENTER IN MAJOR CITIES

مراكز خدمة في المدن الكبيرة

#### WARRANTY AS PER MANUFACTURER

ضمان من المصنع

#### ENGINEERS SPEAKING VARIOUS LANGUAGES

مهندسين يتكلمون العديد من اللغات

Thank you for being here. You can always reach us on matters related to Coating, Surface Preparation and Color Management. We can help you in choosing right solutions or products for relevant application.

## CONTACT INFORMATION

☎ 011 21 40 888

✉ [marketing@aemco-llc.com](mailto:marketing@aemco-llc.com)

[www.aemco-llc.com](http://www.aemco-llc.com)

## OUR LOCATION

## RIYADH HEAD OFFICE

As Sulay,  
Riyadh 14285

## DAMMAM BRANCH

King Khalid Road,  
Near DHL Head Office,  
IBN Sena, Al Khobar.

## TRAINING CENTER

Wadi Laban  
Riyadh.

## JEDDAH BRANCH

Prince Abdul Majeed Road,  
North Obhur  
Al Shera'a District.





# AEMCO

Advanced Equipment & Maintenance Co.Ltd  
شركة المعدات المتقدمة و الصيانة المحدودة

☎ 011 21 40 888 | ✉ marketing@aemco-llc.com | www.aemco-llc.com




تستند جميع البيانات المكتوبة والمرئية الواردة في هذا المستند إلى أحدث معلومات المنتج المتوفرة في وقت النشر.  
أو الشركة المصنعة بالحق في إجراء تغييرات في أي وقت دون إشعار AEMCO تحتفظ

All written and visual data contained in this document is based on the latest product information available at the time of publication.

AEMCO or the manufacturer reserves the right to make changes at any time without notice.

Follow us on

تابعونا



Genuine People | Genuine Spares | Genuine Service